


Child of God Word Search

I L L U M I N A T E K D U Y G
 B M I L F D B D K D N I I G N
 I E A S E E A O E B O V R Z I
 C S G T K R W N A L W A Y S S
 P R A I K D N P M H L D L K I
 W I E N N A L U F R E W O P A
 L Z E A L N V I Y I D S V Z R
 I S L P T L I G H T G N H N P
 S H C R A E S N X C E H V S H
 V M B M R U S R G S D O W E W

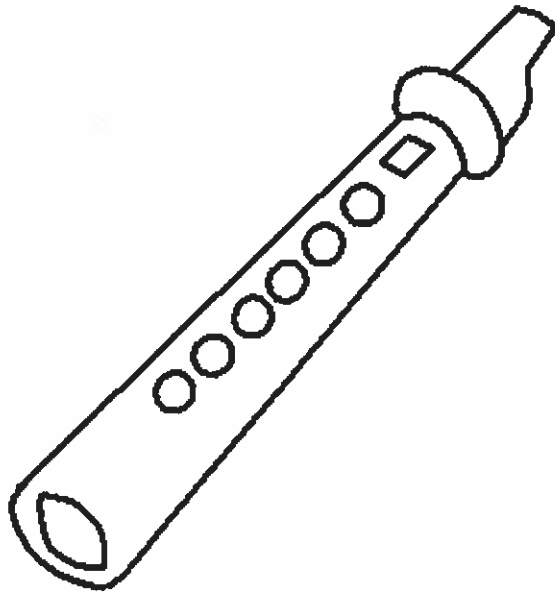
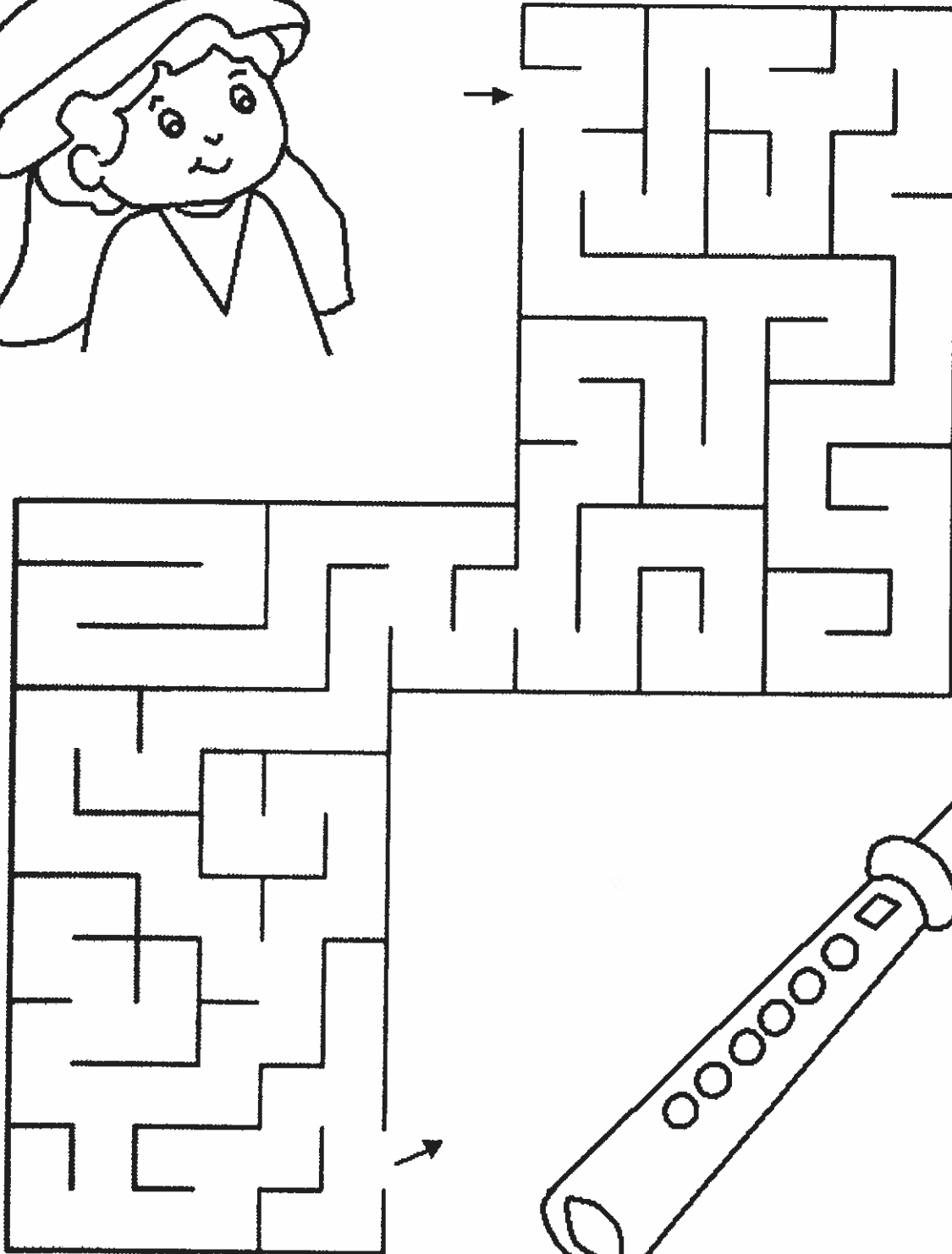

ALWAYS
 BEGINNING
 CHILD
 CREATE
 DARKNESS
 DAVID
 DETAIL
 ILLUMINATE

KNOWLEDGE
 LIGHT
 PLANNED
 POWERFUL
 PRAISING
 PSALM
 SEARCH



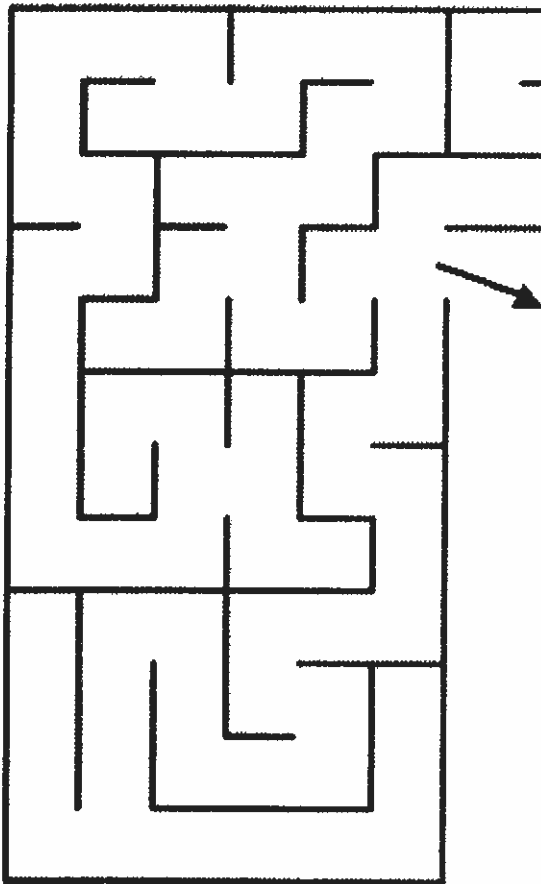
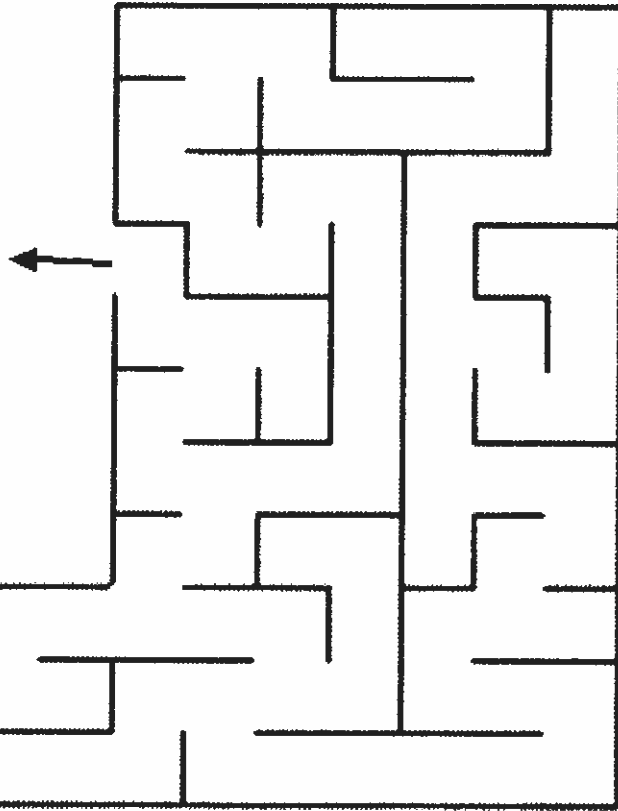

Child of God Maze

Help David find his instrument so he can sing and praise God.



Armor of God Maze

Help the boy find his special armor.

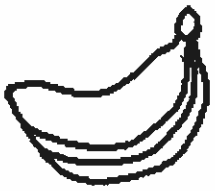


Fruit of the Spirit Word Search



Y L O V E G E N T L E N E S S
 H G S S E N L U F H T I A F S
 T O N R A E L P A T I E N C E
 L O N G S U F F E R I N G Y N
 A D T I R I P S I C J U L W K
 E N S S E F N O C U A O R O E
 H E S S E N D N I K H E Y F E
 S S F Q H H O N E S T T P R M
 V S O W T R U S T W O R T H Y
 E K I L T S I R H C G I F T S



Christlike
 confess
 faithfulness
 fruit
 gentleness
 gifts
 goodness
 healthy
 holy
 honest

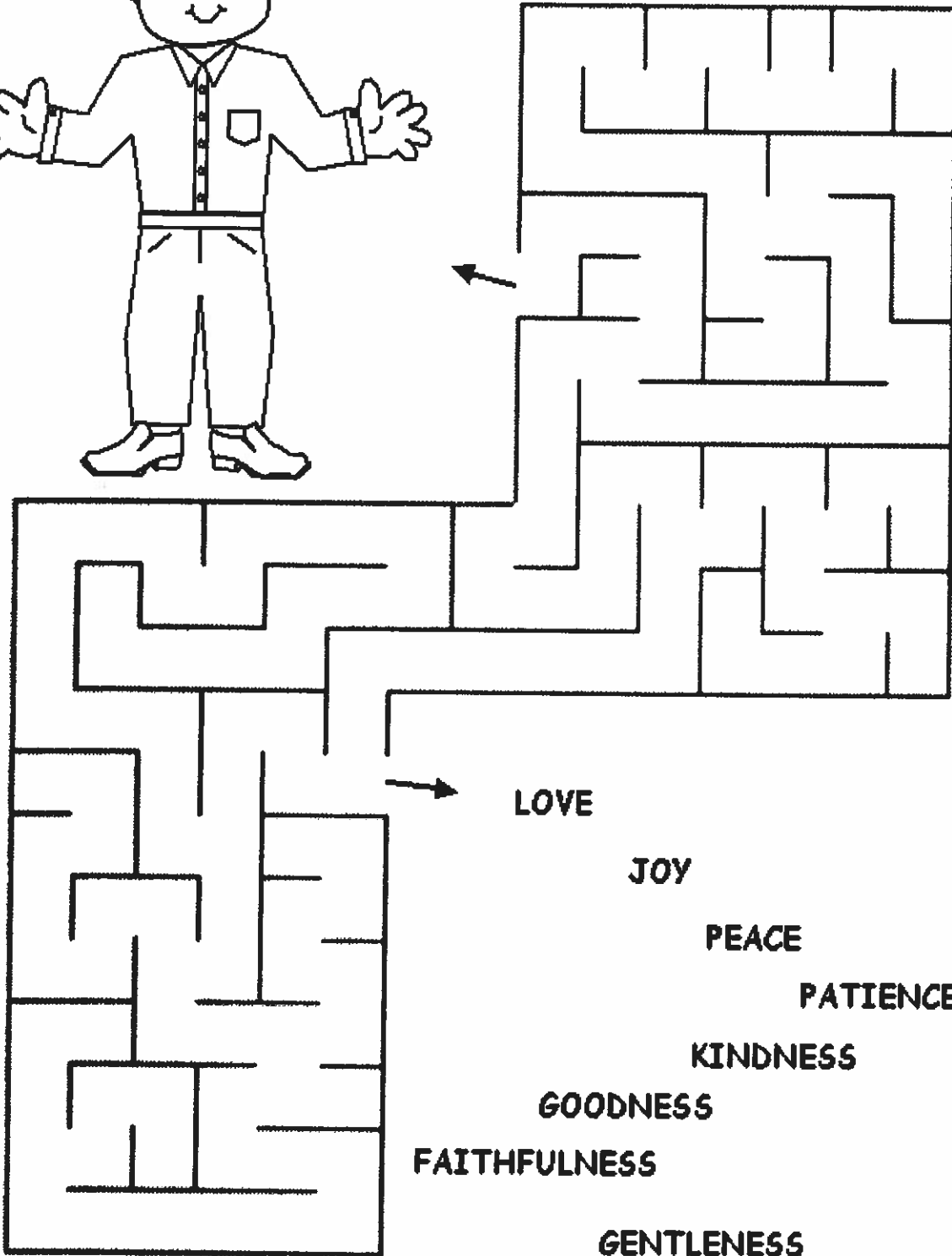



joy
 kindness
 learn
 longsuffering
 love
 meekness
 patience
 peace
 Spirit
 trustworthy



Fruit of the Spirit Maze

Help the boy find the different fruit of the Spirit.



LOVE

JOY

PEACE

PATIENCE

KINDNESS


GOODNESS

FAITHFULNESS


GENTLENESS

SELF CONTROL

Little Star



by David Webb
illustrated by Claude Martinot



Twinkle, twinkle, little star,
What's it like up where
you are?
Help me, little shining face,
Picture how it is in space.



Twinkle, twinkle, little star,
Won't you tell me what
you hear?



Do you hear the spacecraft fly?
Do the rockets soar on by?



Twinkle, twinkle, little star,
Won't you tell me what
you see?




How do planets look to you?
Can you see some comets, too?





Twinkle, twinkle, little star,
Won't you tell me what
you feel?



Does Venus warm you with
its heat?

Does Pluto give you chilly feet?



Twinkle, twinkle, little star,
Won't you tell me what
you smell?




Do you think that space
smells nice?
Or does it have no smell,
like ice?



Twinkle, twinkle, little star,
Won't you tell me what
you eat?



Do you eat the moon's
green cheese?
Does the moon dust make
you sneeze?



Twinkle, twinkle, little star,
I love you the way you are.
Little star with twinkling light,
Now I must sleep—Good night!

Teacher/Family Member

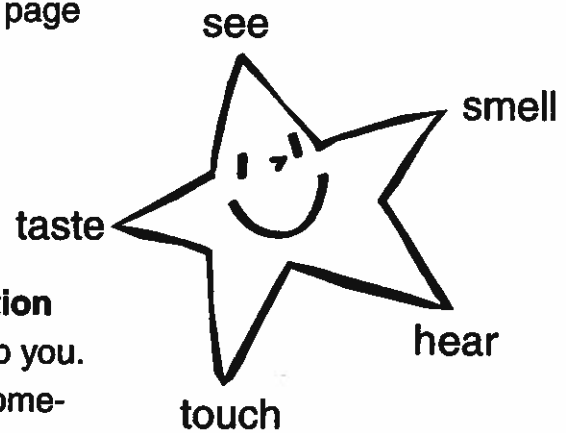
Star Sense

The girl in the story asks about the five senses. Have your child draw a star on his or her paper and label each point with the name of one of the senses. Then have your child write one word to tell what the girl asks about that sense. (Turn the page to find the answers.)



School-Home Connection

Have your child read *Little Star* to you. Then ask your child to choose something else in space and to tell about space from that object's point of view.



Word Count: 165

Vocabulary Words: rocket
spacecraft
planet
space
pictures

Phonics Element: Long Vowel: /ā/a-e
face
space
spacecraft
make

.....

Name _____

► Read the words in the box. Put them in the chart. You can use the words more than once.

pictures sun stars spacecraft planet
moon rocket telescope shuttle

Things in Space

Things We Can See
from Earth

Ways to Travel
in Space

Things That Help Us
Learn About Space



SCHOOL-HOME CONNECTION Discuss space exploration during your lifetime with your child. Explain that rockets preceded the space shuttle program.

Name _____

Retell and
Summarize

Planets

► Think about what you read. Fill in the chart.

Planets

What I Learned About Planets

What I Want to Know More About



SCHOOL-HOME CONNECTION Ask your child to read you the completed page. Ask him or her what fact was the most interesting or surprising.

Set Sail
Lesson 36

77

Name _____

Phonics

Long Vowel:
/i/igh

► Write the word that best completes each line of the invitation.

bright light night right might



A Star-Gazing Party!



Where: Cindy's house

When: Tuesday _____ at 8 o'clock.

Please bring a flash _____. Venus should

be _____ at sunset. If there are no

clouds, we _____ see Mars.

Please come _____ on time!

Cindy
555-1133



SCHOOL-HOME CONNECTION Play a game with your child. Write the word *right*. Under that word, write *bright*. Ask your child to tell you what letter you added. Repeat with the words *might*, *light*, *night*, and *sight*, asking your child to tell you what letter you changed.

Set Sail
Lesson 37


79

Name _____

Phonics

Inflections:
-er, -est

► Circle the word that best completes each sentence. Write it on the line.



small 1. Which planet _____
smaller _____
smallest is the _____ of all?

smallest _____
small 2. The moon is _____
smaller than Earth.

new _____
newest 3. The _____ telescope is
newer called the Hubble Space Telescope.

oldest _____
old 4. Find out if this star is _____
older than that star.








TRY THIS Draw a picture to show these words: long,
longer, longest.

Harcourt

Name _____

Circle and write the word that completes each sentence.

REVIEW

<p>1</p> 	<p>_____</p> <p>_____</p> <p>The truck is _____</p> <p>than the car.</p>	<p>big</p> <p>biggest</p> <p>bigger</p>
<p>2</p> 	<p>_____</p> <p>_____</p> <p>The green truck is _____</p> <p>than the red one.</p>	<p>taller</p> <p>tall</p> <p>tallest</p>
<p>3</p> 	<p>_____</p> <p>_____</p> <p>That truck is the _____</p> <p>of them all.</p>	<p>fast</p> <p>fastest</p> <p>faster</p>
<p>4</p> 	<p>_____</p> <p>_____</p> <p>What car is the _____</p> <p>_____ ?</p>	<p>older</p> <p>old</p> <p>oldest</p>
<p>5</p> 	<p>_____</p> <p>_____</p> <p>My car is _____</p> <p>than your car.</p>	<p>smallest</p> <p>smaller</p> <p>small</p>

Name _____



Read the story. Then write words from the story to complete the sentences.

Tim and I climbed the sagging steps and looked in the window. We saw boxes and lots of dust. We walked in. The creaking scared us. Tim felt a tapping on his hand. Three big blobs popped up. Then the biggest blob chased us out of the house!



I screamed and woke up. Mom hugged me and tucked me in again. It was just a dream.

1. The house's steps were _____

2. The biggest blob _____ the children.

3. The girl's mother _____ her and

_____ her in.

Horouff

CHAPTER
11

Time
and
Calendar


**Accessing Prior
Knowledge**

This story will
help you review
• Time concepts

MY BIG NIGHT

A Read-Aloud Story


*written by Harold Mitchell
illustrated by Michele Noiset*




A Math Storybook for






Tonight at 7 o'clock
I'll be acting in a play.
But it's only ____ o'clock.
It's still 6 hours away.






Tonight at 7 o'clock
I'll be singing in a play.
But it's only ____ o'clock.
It's still 5 hours away.







Tonight at 7 o'clock
I'll be dancing in a play.
But it's only ____ o'clock.
It's still 4 hours away.






Tonight at 7 o'clock
I'll be roaring in a play.
But it's only ____ o'clock.
It's still 2 hours away.






It's Saturday at ____ o'clock.
It's time to start the play.
I've got butterflies in my stomach.
I wish they'd go away!



It's Saturday at ____ o'clock
I just completed the play.
I smile so wide and take a bow,
While the crowd shouts out, "Hooray!"



SCHOOLVILLE Family Letter USA

Vocabulary

minute A unit of time that is 60 seconds.

hour A unit of time that is 60 minutes.

hour hand The shorter hand on a clock.

minute hand The longer hand on a clock.


Dear Family,

During the next few weeks, our math class will be learning about time.

You can expect to see work that provides practice in telling time.

As we learn about time, you may wish to use the following samples as a guide.

Time



minute hand

hour hand

Knowing how to tell time can help children with real-life skills.

Sincerely,

Your child's teacher



Spinning Time

Players

2


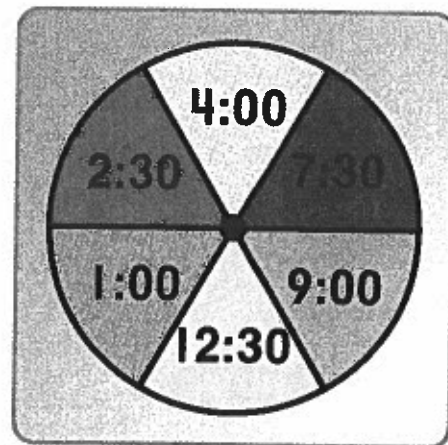
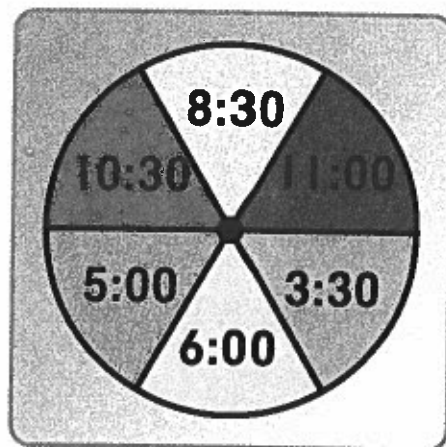
What You Need



counters ● ◡

How to Play

- 1 Choose ● or ◡.
- 2 Spin one of the spinners.
- 3 Find that time in a box on the game board below.
- 4 Place one of your counters on that box. If the box is taken, lose a turn.
- 5 The player with the most boxes wins.



Enrichment

Time to Five Minutes

Use what you know about counting by fives to tell time to 5 minutes.




2:20

20 minutes after 2


Write each time.



:



:



:




:




:



:



:



:



:

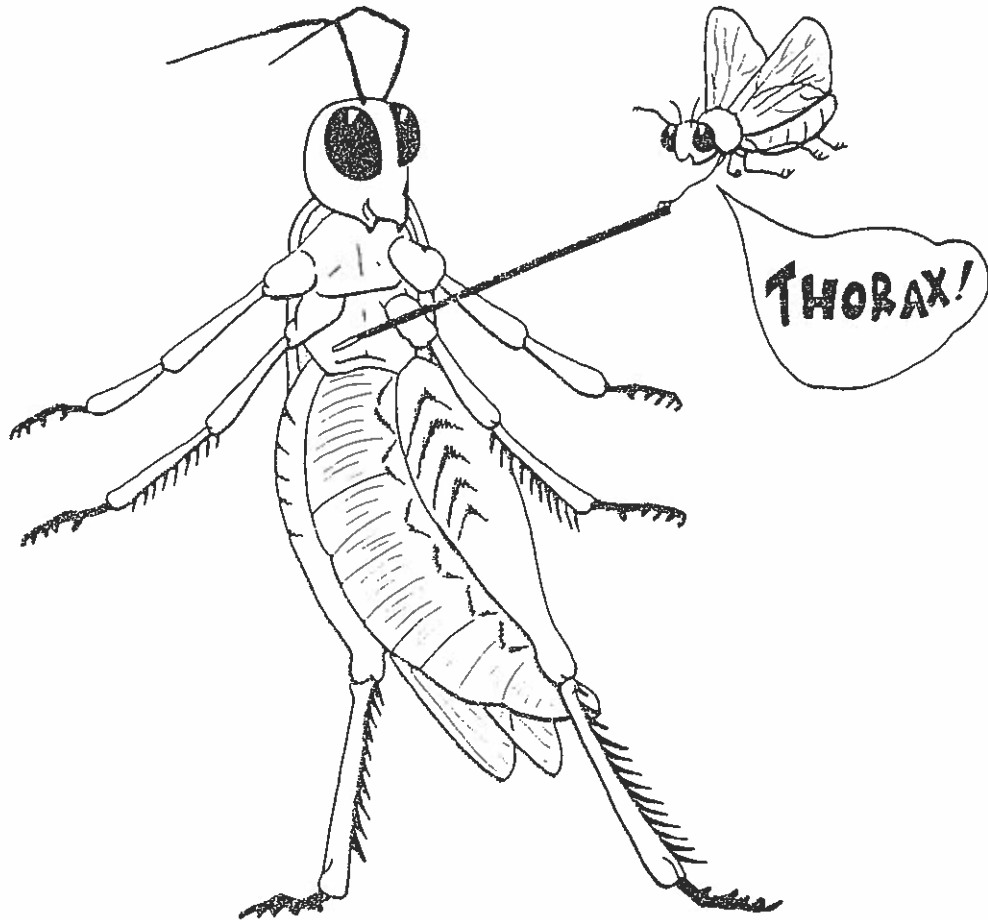
There are more than 800,000 kinds of insects in the world.

Can you find nine insects in this picture? Look for a caterpillar, a bee, two butterflies, two flies, a dragonfly, a moth, and a grasshopper.



You can check your answers to all the puzzles in this book on pages 31 and 32.

All insects have two antennas and three body parts. The top part is called the head. The middle part is called the thorax. The bottom part is called the abdomen. All insects also have the same number of legs.



To find the number of legs insects have, cross out all the letters that don't equal six, and write the remaining letters in the spaces below.


R	A	S	I	M	X
4-2	2+2	2+4	3+3	4+1	7-1

All insects have _____ legs.

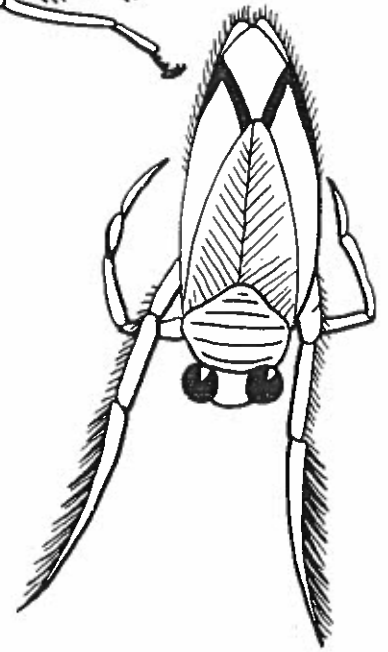
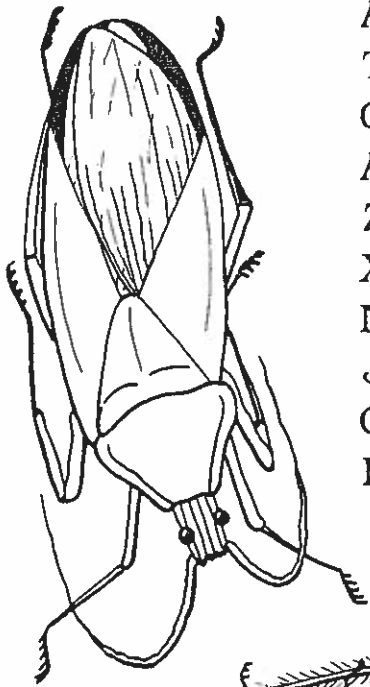
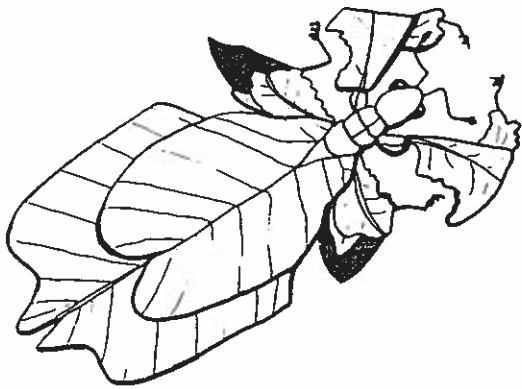
All bugs are insects, but not all insects are bugs. Bugs are different from other insects because they have sharp beaks for mouths. The mouths of the other insects are just open holes.

The stinkbug is a bug. When it's in danger, the stinkbug sprays a bad-smelling, bad-tasting liquid from openings near its back legs.

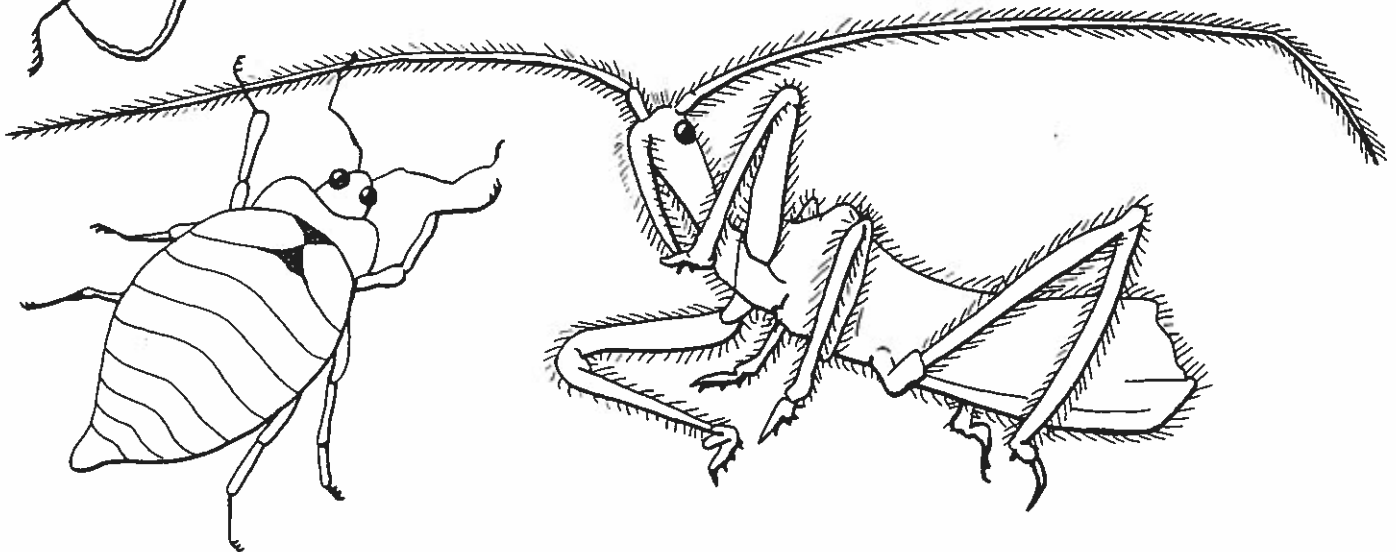
Follow the maze and help the bird get away from the stinkbug.



Find the names of these bugs in the word search:
 LEAF BUG, STINKBUG, ASSASSIN BUG, WATER BUG,
 BEDBUG, SQUASH BUG. The words go up, down,
 sideways, and backwards.




A	S	S	A	S	S	I	N	B	U	G
T	S	S	P	S	I	N	B	W	R	L
O	T	Q	G	A	T	M	A	L	G	Z
A	I	U	U	U	J	B	O	N	U	N
Z	N	A	B	K	V	B	P	X	B	D
X	K	S	F	C	B	W	D	J	R	B
N	B	H	A	G	T	N	S	E	E	A
J	U	B	E	D	B	U	G	F	T	A
O	G	U	L	P	H	P	G	S	A	W
L	M	G	E	R	E	I	T	Z	W	D




The mosquito is related to the fly. Like the fly, it has two wings. All insects with two wings belong to the fly group. Mosquito means "little fly" in Spanish.

There are eight things wrong with this picture. Find them all.




Dragonflies are useful insects. They eat pesky insects like flies and mosquitoes.

Color all the spaces marked *D* to find the dragonfly.



Butterflies are some of the most beautiful insects.
Color this page of butterflies.



Count by twos to connect the dots. Then color the picture.



Some insects protect themselves from their enemies by blending in with the area around them. The stick insect is one of these insects. The stick insect looks so much like a small branch or twig that it's hard to tell them apart. Even when a stick insect is touched it will keep perfectly still, just like a twig!

Find and circle the hidden stick insect in this picture.

