

Dear Parents,

I am praying everything is going as planned and expected with this new routine in our lives.

With this new material, I am referring to May 4th – May 8th as Week 1 and May 11th – May 15th as Week 2.

I realize that some workbook pages may be out of order of corresponding weeks, but that is correct, not a mistake. Therefore, please look carefully for the required assignments that will be for minimum and additional.

Please remember handwriting will be evaluated from their daily work. Even with that being said, if there are workbook pages that require your child to circle and write the answer, I will accept just circling, since there are many other pages that will not have that option and will require your child to write.

Please remember to have your child write his/her name or number on all pages.

Since we will not be returning to school for the remainder of the year, please be aware these next two weeks of assignments do include TESTS. The TEST pages are listed within the assignments. I am expecting the children to complete the TESTS independently. Parents are permitted to read the directions for each section of the TESTS. Please do not correct the tests prior to returning them.

Once again, please do not hesitate to contact me with any concerns or suggestions.

Blessings,

Mrs. Klingensmith

READING

WEEK 1:

****The Big, Big, Sea (Big Sail Book) 140-157***

M- Adult reads story to child 2X

T- Child repeats story after adult 2X

W-F Child reads story 2x **DAILY to an adult** (more if needed)

NO PHONICS STORY THIS WEEK

Vocabulary Booklet: *On the Bottom of the Sea—Read 2X and review vocabulary words **Daily** from the back of the booklet. (Located on pdf (Add.))

*Complete School-Home Connection worksheet

*Complete Reading Workbook pages (Min.) 54,59,61-62
(Add.) 55-56, 60

*Complete Phonics Workbook pages (Min.) Review Long
Vowels a, e, i, o, u and complete pgs. 240-242 and
administer TEST (243-246) and complete 280-281
No (Add.) this time

*Complete Language (Duck Book) (Min.) 120-121 Since
there isn't a phonics story this week, please complete
(Min.) 134-136 (Add. 137)

*Complete Spelling Workbook pages 69-70

*On Friday- Complete reading story TEST on story above.
Questions should be read to your child. This will be
graded upon return therefore, please DO NOT let your
child use his/her book.

READING

WEEK 2:

****Baboon (Big Sail Book) 112-137***

M- Adult reads story to child 2X

T- Child repeats story after adult 2X

W-F Child reads story 2x **DAILY to an adult** (more if needed)

****Weather(Little Sail Book) 45-52***

M-Adult reads story to child 2X

T- Child repeats story after adult 2X

W-F Child reads story 1x **DAILY to an adult** (more if needed)

Vocabulary Booklet: *Monkey Fun—Read 2X and review vocabulary words **Daily** from the back of the booklet. (Located on pdf (Add.))

*Complete School-Home Connection worksheet

*Complete Reading Workbook pages (Min.) 64-69, 70,73
(Add.) 70,72

*Complete Phonics Workbook pages (Min.) ar, or, er, ir,
ur and complete 250-254,259-261,263-264,267-270
(Add.) 255-256,262,265-266,271-272

There will be a test on these sounds next week!

*Complete Language (Duck Book) 122-125

*Complete Spelling Workbook pages 71-72

*On Friday- Complete reading story TEST on story above.
Questions should be read to your child. This will be
graded upon return therefore, please DO NOT let your
child use his/her book.

MATH

(Weeks 1 & 2)

Each daily lesson is divided into a front page and a back page. The front page includes the concept/lesson that needs to be taught and the back page is used for independent practice. After the independent work is completed, it should be checked by an adult. If there are any errors, the errors should be circled, corrected, and rechecked.

Week 1 : Review of Money:

Workbook pages 313, 323, 333, 335-336 and **TEST pgs. 337-338** (Min.)

(Add.) 314,324,334,339-340

Week 2 : Review of Addition and Subtraction Facts:

Workbook pages 409,423, 435, 437-438, and **TEST pgs. 439-440** (Min.)

(Add.) 410, 424, 436, 441-442 (Previously sent but can use as a review if needed)

Bible

Week 1:

Ruth and Naomi

David and Goliath

Jonah and The Big Fish

*Story and Crossword Puzzle (Min.)

*Color Page and Maze (Add.)

Week 2:

The Three Faithful Men

Daniel and the Lion's Den

Zacchaeus

*Story and Crossword Puzzle (Min.)

*Color Page and Maze (Add.)

Science

There will not be any Science assigned this time. We will finish our last unit next assignment period.

Social Studies

(Week 1 & 2)

Read and Discuss:

Week 1: (Min.)

* Countries in the continent of EUROPE- 78-87

Week 2:

* Countries in the continent of Africa- 88-91

Countries in the continent of Asia- 94-94,96-97,100-101

Countries in the continent of Australia- 98-100

(Add.) Find these countries on a map. Review the 7 continents and 4 oceans

DO NOT WRITE IN THESE BOOKS

Ruth and Naomi

In a place called Moab there lived a nice family. Elimelech, his wife Naomi and their two sons moved there because there was more food there than where they used to live. After a while Elimelech died but Naomi wasn't alone she still had two sons.

Her sons got married but after about ten years they died too. At least Naomi still had her sons wives to keep her company, their names were Orpah and Ruth.

Naomi called her sons wives and told them, "I am going to go back to where I used to live and I would like you also to go back to your family where you used to live. May God show you kindness as you have showed me." All the women cried and hugged each other because they were such good friends.

Orpah didn't want to leave Naomi but Naomi told her not to worry, she would be fine. So Orpah left to go back to her family. But no matter what Naomi said to Ruth, Ruth would not leave. "Don't ask me to leave. Where you go I will go, and where you stay I will stay. Your friends will be my friends and your God will be my God."

So Ruth and Naomi returned to Bethlehem together. It was a good thing Ruth went with Naomi because Bethlehem was very far away and Naomi couldn't have traveled all that way by herself. Notice that Ruth never complains but is a good friend to Naomi. She wasn't expecting anything in return, she just wanted to help.

When they got there Ruth decided that she should do some kind of work. It was harvest time, so she worked in the fields following behind the harvesters and picked up any barley that they had dropped.

The owner of the field came by to greet the harvesters and noticed Ruth in the field. He asked one of the harvesters who she was. "She came back from Moab with Naomi, that's all I know." Lucky for Ruth the owner of the field was Boaz, he was a kind man who believed in God. He had also been related to Elimelech (Naomi's husband that died).

Boaz went to go talk to Ruth, he said to her, "Don't go work in any other field but stay here with the other servant girls. I will make sure you are safe and whenever you are thirsty go and get a drink from the water jars." When Ruth heard this she bowed down to Boaz and asked, "Why are you being so nice to me, I'm not even from here."

Boaz replied, "I know what you've done for Naomi, you left your family and moved to a place you've never been. May the Lord reward you for your kindness."

Ruth thanked Boaz and continued with her work in the hot sun. Boaz even ordered his workers to drop extra barley so Ruth could have more for herself.


Ruth took all the barley home and shared what she had with Naomi. And eventually Ruth married Boaz and everyone was very happy!

*

Being a good friend takes a long time to learn. A good friend is loyal, which means you keep your promises and sometimes when you don't feel like being a friend you are anyway. Sometimes our friends aren't perfect and they make mistakes but we make mistakes too, and we don't want our friends to leave us when that happens.

God gives us friends when we need them, and we should treat them like a gift from God. Just like in the story, Naomi could've insisted the women come with her, but she unselfish and wanted them to be free to go home to be with their families. And Ruth had such a good attitude and wanted to help, she moved away from everyone she knew and went to work to help Naomi. She didn't tell everyone what a good friend she was, she knew that she should be a friend like God wanted her to be.

Ruth and Naomi Crossword



Word List:
 Bethlehem two
 barley Boaz
 died friendship
 families Ruth
 married loyalty



Across

- 1. This is the place that Naomi wanted to move back to.
- 3. The name of the kind man that owned the field where Ruth worked.
- 5. The type of grain that Ruth would pick up after the harvesters.
- 7. This was the name of Naomi's daughter-in-law who stayed with her.
- 9. All of Ruth's immediate family ____ so she decided to move back to her hometown.
- 10. Ruth and Naomi's story is a story about ____.

Down

- 2. This is the act of putting someone's interests before your own.
- 4. Boaz and Ruth later fell in love and were ____.
- 6. Naomi encouraged Ruth and Orpah to move back to their own ____.
- 8. The number of sons Naomi had.

David and Goliath

Saul had been king, but he kept disobeying God so God asked Samuel to find a new king. God said to Samuel, "Go to Bethlehem and there is a man named Jesse with eight sons. One of them will be the next king."

When Samuel first met the sons he automatically thought that the oldest son named Eliab would be the king that God had chosen. But the Lord said to Samuel, "Do not look at the way he looks or how big he is. Eliab is not the one I have chosen, the way he looks doesn't matter to me, I look at the heart."

Jesse brought more of his sons to meet Samuel but none of them God had chosen either. Samuel asked Jesse, "Have I met all your sons?" Jesse replied, "I have one son left named David, he's the youngest, and he's out looking after the sheep. I will bring him here to meet you."

As soon as Samuel saw him the Lord spoke to him and said, "He is the one." So Samuel anointed him with oil which was a special way of promising him that he would be the next king. And from that day on the power of the Lord was with David.

David continued to take care of his father's sheep in the fields. When he didn't have much to do in the field he played instruments, and wrote songs and poems that you can find in the book of Psalms in your Bible.

Meanwhile Saul was still king and he ruled people called Israelites. David and his family were Israelites too. The Israelites weren't getting along with people named the Philistines.

The problem with the Philistines was that they had many giants living in their land. One of the strongest and biggest giants was named Goliath. He was over nine feet tall, which is taller than any person recorded in the Guinness Book of World Records. He would've had to bend way down to get through a regular door.

Goliath was covered with armor to protect him and carried a big spear. Every morning and every evening for forty days he shouted to the Israelites in his big deep voice, "Hey, you guys! I dare you to find one man to fight me. If he can beat me we will become your servants, but if I win you will all become our servants."

When Saul and all his men heard this they were very afraid. Three of these men were David's three oldest brothers. They were the only ones in David's family that could go fight because they were old enough.

Now David's father Jesse heard about the giant and was worried for his sons. He called David out of the fields and asked him to take some food to his brothers and report back how they are doing.

So David set off to visit his brothers. As he approached them he heard Goliath shouting his challenge like he did every morning. "Isn't someone going to stand up to this man?" David asked the men in the army. "Then I will fight this giant Philistine."

One of the men overheard this and ran to Saul and told him what David said. Saul approached David and said, "You can't fight Goliath, you're only a boy and he has been fighting for many years." But David said to Saul, "I have had to fight lions and bears to protect my father's sheep. God helped keep me safe then and he will help keep me safe now."

It was too bad that Saul the king wasn't trusting in God to help him, he didn't know what to do to beat Goliath. Then this young boy named David came and he knew in one day exactly what to do, and trusted that God would help him. That's why God loved David's heart and wanted him to be king.


So Saul dressed David in heavy armor to protect him from Goliath but David took it off. It was so heavy he could hardly walk and he knew that God would keep him from harm. Instead David went to a stream nearby and found five smooth stones, put them in a pouch around his waist, and with his sling he went to Goliath.

As David approached Goliath, Goliath looked at David and thought it was a joke. Goliath thought that he could easily beat David and it was funny that Saul would send a small boy to fight him. But David said to him without fear, "You fight with a sword and I come with God on my side and today everyone will know that there is one true God in this land."

Goliath didn't care what David said and he moved closer to attack him, David ran quickly to meet him. Reaching into his pouch he pulled out a stone, put it into his slingshot and shot it at Goliath. The stone had hit him right between his eyes and suddenly Goliath started to lose his balance.

He fell with a loud thud right on his face. David had done it, he beat the giant Philistine! When the rest of the Philistines saw this they ran away and David became a hero to all the people in Israel.

David and Goliath Crossword



Word List:
 afraid armor
 David trusted
 five Philistines
 heart youngest
 slingshot music

Across

- Samuel anointed this young shepherd to be king someday.
- David chose not to wear this it, was too heavy and he trusted God.
- This was David's main weapon for defeating Goliath.
- While David would watch the sheep he would make this.
- The Israelites didn't get along with these 'giant' people.
- God didn't choose a king by his size but by his ____.

Down

- All the men were ____ to fight the giant Goliath.
- Out of eight brothers, David was the ____.
- This is the number of smooth stones David picked out to fight Goliath.
- David wasn't afraid to fight the giant because he ____ God to keep him safe.

The Three Faithful Men

This is a story about a King and three brave men, all with really strange names. The king's name is Nebuchadnezzar and the three men were known as Shadrach, Meshach, and Abednego. They lived in a place called Babylon and the three men worked for the king and had important jobs for the province of Babylon.

One day the king decided to build a huge image made of gold that stood 90 feet high. To understand how tall this is, imagine 15 men all standing one on top of the other to make a tall tower. It sure was big!

King Nebuchadnezzar then made an announcement. "People of all languages, when you hear the music, you must bow down and worship the statue because I have said so. Whoever does not obey and worship the statue will immediately be thrown into a fiery furnace."

The problem with this is God does not want us to worship anything or anyone other than Him. After all, he is God, He made us, and He loves us so much. He came to earth and died for us and cares about every little thing in our lives.

Why would we want to pray or worship something that isn't real, something that can't answer our prayers or help us? To worship a big pile of gold like the one that king Nebuchadnezzar set up is silly. The gold can't hear, see, or care about anything or anyone.

So the next time the music played everyone stopped what they were doing and they bowed down to worship this idol. Everyone that is, except for Shadrach, Meshach, and Abednego. Some of the king's workers (that were jealous that Shadrach, Meshach, and Abednego had such good jobs) saw that they would not bow down to the image so they immediately ran to tell the king.

When king Nebuchadnezzar heard the news he was very angry. He immediately ordered that Shadrach, Meshach, and Abednego be brought to him to explain their actions.

The men were brought before the king and Nebuchadnezzar said to them, "Is it true, Shadrach, Meshach and Abednego, that you will not bow down and worship the image of gold that I have made? Just in case there was a mistake I will give you another chance. When the music plays again you will be ready and bow down to the image, and if you don't this time you will be thrown into a fiery furnace. Then what god will be able to save you?"

Shadrach, Meshach, and Abednego looked at each other and replied to the king, "O Nebuchadnezzar, we did not make a mistake nor will we apologize for not bowing down. If we are thrown into the furnace, the God we worship will save us, and he will rescue us. But even if he doesn't, we want you to know, that we will not serve your gods or worship the image of gold you have set up."

That made Nebuchadnezzar even more mad. Right away he ordered the furnace to be heated way hotter than it usually was and commanded some of the strongest soldiers to take Shadrach, Meshach, and Abednego to throw them in the fire.

The soldiers took the three men just as they were straight to the furnace. The men were wearing all their clothes including robes, their shirts and pants underneath that, and turbans on their heads. These things would catch fire very easily in the fire.

As the soldiers were pushing the men into the furnace the flames of the fire killed the soldiers, because the fire was so hot and Shadrach, Meshach, and Abednego fell into the hot, hot furnace.

Then king Nebuchadnezzar jumped to his feet in amazement and asked his advisors, "Weren't there only three men thrown into the fire?" They replied, "O, yes king." He said, "Look! I see four men walking around in the fire, untied and unhurt, and the fourth looks like some kind of angel!"

Nebuchadnezzar then came as close as he could to the furnace and shouted in the doorway, "Shadrach, Meshach, and Abednego, follower of the Most High God, come out! Come here!"


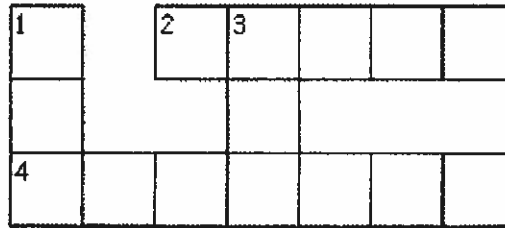

So the three men walked out of the furnace without any burns, no hairs on their head burned, all their clothes perfectly fine, and no smell of fire on them at all.

At that moment Nebuchadnezzar knew that they worshipped a real God not some fake statue. God had sent an angel to protect them from harm, and even more importantly he realized that they truly believed and trusted in God. They were willing to die rather than serve or worship any god except their own God.

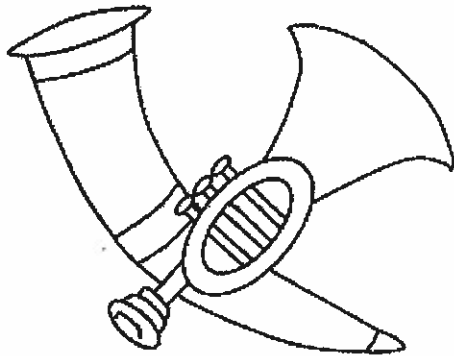
So from that day on the king made an announcement that all the people, people of all languages could not say anything bad about Shadrach, Meshach, and Abednego's God or they would be badly punished.

The king then gave the three men even better jobs than they already had for the province of Babylon.

Shadrach, Meshach and Abednego Crossword



Word List:	
Babylon	bow
believed	four
furnace	brave
rescued	statue
unharmed	worship



Across

- 2. The three men were ____ because they didn't know if God would save them.
- 4. Shadrach, Meshach and Abednego wouldn't do this to any other god.
- 6. Even though the king put three men in the furnace, he saw ____.
- 8. The king believed that his ____ was real and could hear him.
- 9. The three men were completely ____ as they came out of the hot furnace.

Down

- 1. When the music started to play everyone was ordered to do this.
- 3. God did this so that the men wouldn't burn in the furnace.
- 5. The name of the place where the story took place.
- 6. The three men were thrown into a very hot ____ for not bowing to a statue.
- 7. The three men ____ that God was real and that He listens to them.

Daniel and the Lions

This is a story about Daniel. He actually came to Babylon with Shadrach, Meshach, and Abednego, and each king that came and went liked these men because they were honest and hard workers. They were always given the most important jobs which made the other workers of the king jealous.

This time the king's name was Darius and he also liked Daniel. He knew that Daniel was a good worker so he decided to put Daniel in charge of the whole country. The other servants of the king were very jealous of Daniel and they tried to find something that would get Daniel in trouble. They were trying to get him fired, but Daniel obeyed God so they couldn't find anything.

Finally these men said to each other, "We can't find any reason for the king to fire Daniel. The only way we could get him to disobey the king is if we made a law against his god." So they went to king Darius and said, "O great king, you are so wonderful that no one should pray to anyone but you."

The king said, "That sounds like a great idea!" Then the men continued, "All of your workers have agreed that this should be done and that anyone that prays to any other god should be thrown into the lions den."

The workers lied and said that everyone who worked for the king agreed, but of course they never talked to Daniel because they knew he wouldn't agree. The king didn't know this, so he made the law and it couldn't be changed.

When Daniel heard about the new law he did what he always did. He went home to a room upstairs and opened the windows that looked out over the city. Three times that day he went down on his knees and prayed to God just like he always had.

These men went as a group to Daniel's house and found him praying and asking God for help. So they ran straight to the king and told him, "Your worker Daniel is ignoring your command. We have seen him praying to his God three times today."

When the king heard this he was very sad. He really liked Daniel and he didn't want him to die. He tried everything to get the law changed to stop Daniel from being thrown in the lions' den, but the men came to him and reminded him that the law could not be changed and Daniel would have to be punished.

So at the end of the day the king gave the order, and they brought Daniel and threw him into the lions' den. The king said to Daniel, "I hope your God who you serve and pray to will rescue you!"

A large, heavy stone was rolled in front of the den and the king went back to his palace with tears in his eyes. That night King Darius couldn't eat or sleep he was so worried for Daniel.

The next day, as soon as the sun came up the king got up and ran to the lions' den. As he got closer he shouted, "Daniel, has your God who you serve and pray to rescued you from the lions?" The king waited quietly for a response.


Then all of a sudden Daniel said, "O king, live forever! My God sent an angel, and he shut the mouths of the lions. They have not hurt me because I have done nothing wrong."

The king jumped with joy and immediately ordered that Daniel be removed from the den. And when Daniel was lifted from the den, there wasn't even a scratch on him because he trusted in God.

The king knew that the men had tricked him into punishing Daniel so he punished them.

After that the king made a new law and he said, "Daniel's God is great, and I order that everyone in my kingdom must respect the Lord God, who rescued Daniel from the hungry lions."

Daniel & the Lions Crossword



Word List:
 believed law
 protected sad
 closed three
 jealous lions
 prayed faults

Across

- 3. Daniel got on his knees and prayed this many times everyday.
- 4. King Darius changed this so that everyone was ordered to pray to him alone.
- 7. God _____ Daniel because he was faithful to Him.
- 8. The lion's mouths were _____ and Daniel was unharmed.

Down

- 1. The other servants of the king were _____ because the king liked Daniel more.
- 2. The men who wanted to get rid of Daniel could find no _____ with him.
- 5. King Darius felt this when he heard Daniel had to be thrown in with the lions.
- 6. Daniel _____ in God, that's why he continued to pray.
- 7. Daniel did this even though the law said he couldn't.
- 9. Daniel was thrown into a den of _____ because he prayed to God.

Jonah and the Whale

One day God asked a man named Jonah to go to a place called Nineveh and tell the people living there to stop being bad. The only problem was that Jonah didn't want to help the people there. He knew they were bad and he wanted them to be punished for their mistakes.

So instead of listening to God, Jonah thought he would run away from Nineveh and not do what God asked him. He ran to the sea where he found a ship that was going to another city. He paid the captain, went in the lower part of the boat and went to sleep.

Shortly after the boat left the shore, a very bad storm came up and started tossing the boat around. All the men were very afraid so they started to throw all their packages and bags overboard in hopes that they wouldn't drown.

The captain soon went to find Jonah who was still sound asleep in the boat. He said to Jonah, "How can you sleep? Get up and pray to your god, maybe he can help us!" The captain didn't realize that Jonah didn't just believe in any God but the one true God and that He could help them.

Meanwhile, the other sailors decided that the storm was Jonah's fault. He must have done something wrong to make his god so angry. So they asked Jonah, "What have you done? What god do you believe in? What can we do to make this storm stop?"

Jonah told them, "I believe in the Lord, the God of heaven, who made the sea and the land and I am running away from something God asked me to do. It is my fault this is happening. If you throw me into the sea the storm will stop."

The men didn't want to hurt Jonah by throwing him off the boat so they tried to row the best they could, but the storm just got worse. So they picked up Jonah and threw him into the sea. The storm immediately calmed and the sea became still. The men on the boat realized that Jonah believed in the one true God and prayed to Him.

Then the captain and the crew looked out to sea as a whale came and swallowed up Jonah. God actually sent the fish to keep Jonah from drowning. Jonah stayed in the fish for three days and three nights.

Just think for a second what it would be like to be inside a fish. There are no windows, and lots of strange things floating around that you can't see because it's so dark. Other than that I'm not sure what it would be like, but Jonah probably didn't know if he would ever see daylight again.

While Jonah was trapped inside the fish he did a lot of praying to God. He asked God to forgive him for running away. He also thanked God for not allowing him to drown.

After the third day God told the fish to spit Jonah out onto dry land. And the fish did just that. Jonah was happy to be out of the dark belly of the fish, but boy, did he need a shower. He was slimy and smelly.

Then the Lord told Jonah a second time to go to Nineveh and tell the people there to stop being bad. This time Jonah obeyed God and left for Nineveh right away.



When Jonah got there he told the people what had happened to him. He warned them that God said that they should stop doing bad things or in forty days the city and everything in it would be destroyed. To Jonah's surprise the people listened to him and they prayed to God and they said sorry for all the bad things they had done.

Soon the king of Nineveh heard what was going on and he ordered that everyone to listen to God and to stop doing bad things. And when God saw that they were trying to good instead of bad He felt love for them and did not destroy their city.

That could be the end of the story except Jonah left the city very angry. He was mad that God didn't punish the people. He knew that God was a loving God and didn't want to destroy anything if he doesn't have to.

So Jonah went on a hill and sulked. God saw Jonah and knew how he was feeling so he explained to Jonah that He loves everyone (after all He made us). He doesn't like to destroy people who are doing things bad, God would rather see us turn from our bad ways and do good again.

Jonah Crossword



Word List:
 calm forty
 Nineveh ship
 obedient spit
 fish praying
 prophet three

Across

- 4. Jonah lived inside the belly of a fish for this number of days.
- 5. This is the number of days the people of Nineveh had to change and repent.
- 6. The fish did this to Jonah to get rid of him.
- 8. This is the name of the city Jonah was to send a message to.
- 10. Jonah spent most of his time inside the fish doing this.

Down

- 1. Jonah was swallowed by a very large ____.
- 2. It's better to be ____ to God then not to listen and go your own way.
- 3. Jonah was called this because he gave messages from the Lord.
- 7. Instead of going to Nineveh Jonah ran away on this instead.
- 9. The water became ____ as soon as Jonah was thrown overboard.

Zacchaeus

Today's story is about a man many people didn't like. They called him a sinner, which is funny because aren't we all sinners? Don't we all make mistakes and do things we shouldn't?

The story starts with Jesus entering a place called Jericho. These days Jesus had been going around telling parables and performing many miracles.

The word was spreading about this man named Jesus and the amazing things he was doing and saying. So it was common when Jesus came to a place people would rush to see him.

Just imagine if a famous person came walking into your town or down your street. People would be telling their friends and very quickly there would be a large crowd around them. This is how it was for Jesus.

In this town that Jesus was entering lived a man named Zacchaeus. He was the chief tax collector in this place and had lots of money.

If you've heard the word taxes before its probably not because people like them. Everyone that works pays taxes to the government or the people that run the city and country you live in. In some countries taxes help pay for doctor visits or to make or fix roads, pay for parks, or help those who can't work.

Taxes for the most part help us live better so they really are a good thing, the problem is that sometimes (and that includes the times in the Bible) people who got the tax money didn't always spend it properly or they took some of the money for themselves (which is stealing).

So the people from Jericho didn't like Zacchaeus very much, especially because he had lots of money and a big house. They figured he had taken some of the tax money for himself.

Back to the story. Zacchaeus had heard a commotion and soon realized that Jesus was in Jericho, so he rushed like everyone else to see Him. When he got to the crowd he couldn't see anything. He figured Jesus was in the middle of it somewhere but standing on his tiptoes he still couldn't even see Jesus.

You probably know what its like to be shorter than all the adults around. Well, Zacchaeus wasn't very tall for a grown-up and couldn't ask someone to pick him up to see better, that would've been silly!

So Zacchaeus saw a sycamore tree in the corner of his eye and decided to climb it so he could see Jesus.

I just wonder if Zacchaeus thought it might be strange for a grown man to climb a tree? Especially since he was an important person in government. Whatever he thought he did it anyway and didn't seem to care.

When Jesus reached the spot Zacchaeus was he looked up and said to him, "Zacchaeus, come down immediately. I must stay at your house today." So he came down right away and welcomed him gladly.

This is so cool! First, Jesus knew Zacchaeus' name without asking him first. Second, Jesus didn't care that other people didn't like Zacchaeus, he wanted to visit with him at his house anyway. Third, Jesus said that he **MUST** stay at his house today. This means that Jesus knew that God wanted him to go there and Jesus obeyed.

Jesus asked to go to Zacchaeus' house in front of everyone and as soon as they heard this they all started talking among themselves. They were shaking their heads and saying "He has gone to be the guest of a 'sinner.'"

I'm sure they both knew what people were saying but Zacchaeus jumped out of the tree and said to the lord, "Look, Lord! Here and now I give half of my money to the poor, and if I have cheated or stole anybody out of anything, I will pay back four times the amount."

The important part about this is that Zacchaeus had a change of heart. I don't know if he was already thinking about repaying people back or he just knew what he should do when he saw and talked to Jesus.


He also said that he would pay back people four times the amount. So if he owed someone one dollar he would pay them back four extra dollars! Zacchaeus didn't have to do this but he wanted to make things more than right.

When Jesus heard this he said, "Today salvation has come to this house, because this man, too, is a son of Abraham. For the Son of Man came to seek and to save what was lost."

Jesus meant that he had forgiven his sins and that even though people didn't think Zacchaeus was good, God loved him too and knew that his heart was good.


Then the very last part Jesus said that he came to seek and to save the lost. This was the whole point as to why God sent His son Jesus to come to earth. To find those who didn't know God and were lost and to show them who God is so they could live forever in Heaven with Him.

Zacchaeus Crossword



Word list:

welcomed	short
salvation	four
collector	sinner
Jericho	people
sycamore	seek



Across

- 2. Jesus said this had come to Zacchaeus' house that day.
- 3. Jesus was ___ to come to Zacchaeus' house.
- 5. Zacchaeus climbed this type of tree to see Jesus.
- 7. This was Zacchaeus' occupation: tax ___.
- 8. Jesus came to ___ and to save the lost.

Down

- 1. This was the city where the story took place.
- 2. The crowd was surprised Jesus would go to a house of this type of person.
- 4. There were a lot of these surrounding Jesus.
- 5. Zacchaeus wasn't tall but this.
- 6. Zacchaeus didn't just pay people back but gave them ___ times more.



School-Home Connection 6

Family Involvement Activities

"The Big Big Sea," the story your child read in class, tells of a mother and daughter who explore the beach at night. The two make footprints in the sand and play in the moonlight.

I have tried some of the activities.

Student: _____

Family Member: _____

Comments/Suggestions: _____

You may want to do some of these activities with your child.

Words, Words, Words

- Have your child cut out the word cards and read each word.
- Ask your child a question about each word. For example, "What is a word that means *not crooked*?" (*straight*) "What is a word that means *the part of the body that joins the upper and lower leg*?" (*knee*) "What is a word that means *to keep in one's memory*?" (*remember*)
- Have your child say each word and use it in a sentence.


Fun at the Beach

Ask your child what the characters in "The Big Big Sea" do at night on their walk by the ocean. Talk about things to do by the ocean at night, for example, make a campfire on the beach or sleep under the stars. Discuss how the waves sound, how the moonlight reflects on the water, if the sand is cool under bare feet. If your child has not been to the ocean, read books about the ocean.

straight

knee

remember



Visit The Learning Site!

www.harcourtschool.com

Mama and I ran _____ through puddles and out to the sea.

Then we ate buttered toast and I slept on her _____.

I will always _____ this time with Mama.

Name _____ Date _____

The Big Big Sea

Directions: Fill in the circle in front of the correct answer.

1. Who is with the little girl in the story?
 - her grandmother
 - her mother
 - her father

2. The story takes place mostly by the _____.
 - sea
 - mountains
 - fire

3. What is the first thing the little girl sees?
 - the moon
 - the stars
 - the sky

4. What does the little girl find on the other side of the fence?
 - the big big sea
 - the sandy beach
 - the sea in the moonlight

Name _____ Date _____

5. Why isn't it all dark at night by the sea?

- The street lights are on.
- The sun has not gone down yet.
- A full moon is out.

6. The girl and her mother don't go to the town because they _____.

- see fish swimming
- are tired
- stay for a while by the sea

7. Why does Mama carry the little girl back home?

- The little girl is cold.
- The little girl is tired.
- The little girl is sad.

Directions: Draw or write the answer to each question.

8. What makes the sea shiny at night?

9. Why are there big holes in the sand?

10. What does the little girl do at the end of the story?



School-Home Connection 7

Family Involvement Activities

Your child has been reading "Baboon," a story about a baby baboon exploring the world with his mother.

I have tried some of the activities.

Student: _____

Family Member: _____

Comments/Suggestions: _____

You may want to do some of these activities with your child.

Words, Words, Words

- Have your child cut out the word cards and read each word.
- Have your child act out the meaning of each word for you to guess the word.
- Have your child use the words in sentences and place the word cards in his or her word box.

Explore the World

Ask your child to tell you about the baby baboon's activities in "Baboon." Then talk about a human baby's activities. Together look at photographs that show your child learning to walk or crawl. Talk about how babies explore everything around them as part of learning and growing. Ask your child what kinds of things children of five or six years old do to learn.

disappear

mouth

shook

ground

across



Baboon saw a turtle pass by on the _____.

Baboon was careful of the crocodile's open
_____.

The elephants came and _____ the ground.

Baboon and his mother went _____ a field to lie
in the grass.

Baboon watched the sun _____ behind the
trees.

Name _____ Date _____

Baboon

Directions: Fill in the circle in front of the correct answer.

1. What is the first thing Baboon sees?

- a great forest
- a blue ocean
- a turtle in the road

2. The story starts, "Baboon opened his sleepy eyes," which means it may be _____.

- teatime
- night
- morning

3. Why does Baboon think the world is hot?

- It is a hot day.
- He feels the heat of fire.
- He is sick.

4. In the story, elephants go from place to place _____.

- alone
- two by two
- four by four

5. How is the gazelle different from the turtle?

- The gazelle runs fast.
- The gazelle is little.
- The gazelle grunts.

6. Baboon learns about _____ .

- all the different animals
- the world around him
- his mother's love

7. What does Baboon learn about the world at the end of the story?

- It is dark.
- It is big.
- It is soft.

Name _____ Date _____

Directions: Draw or write the answer to each question.

8. Who is with Baboon in this story?

9. The first animal Baboon sees is a _____.

10. What does Baboon call soft?

Name _____

► Read the words in the box and look at the pictures. Then finish each postcard.

knee remember straight

Dear Joey,

Last night, Dad and I went out. We watched the moon come up. It seemed to come

_____ up over the sea.

I found a big pink shell right next to my

_____ . I _____

that you like shells. When can you come over and see it?

Your pal,
Spencer



Harcourt

Name _____

Spelling
Words with Long
Vowel: /e/e/, ea, ee

► Write the word from the box that best completes each sentence.

feet need deep sea real

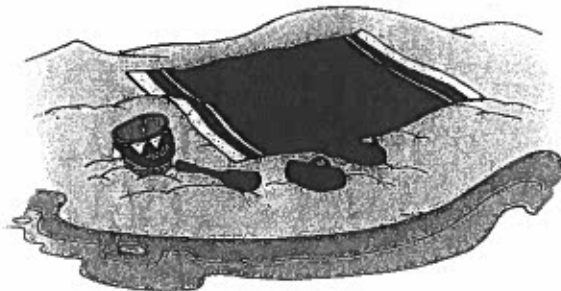
1. I go with Mom to the _____.

2. The water is not _____.

3. I just got my _____ wet.

4. I _____ my flip-flops, please.

5. There is _____ salt in the water.



SCHOOL-HOME CONNECTION Read the completed page with your child. Make a list of the words that are spelled with *ee* and a list of words spelled with *ea*.

Name _____



► Write the word from the box that best completes each sentence.

day rain say pail gray play

1. It is a sunny _____.

2. What did you _____ ?

3. I have my _____.

4. My friend wants to _____.

5. The sky turned _____.

6. It's starting to _____.



SCHOOL-HOME CONNECTION Ask your child to read the finished page to you. Then work together to list more words that contain the long vowel *a* sound spelled *ay* or *ai*.

Name _____

Phonics

Inflections:
-ed, -ing

► Choose the word that finishes each sentence. Write it on the line.

plan planned planning

1. I had _____ to go to bed.

wagged wag wagging


2. My dog was _____ his tail.

tapped tap tapping

3. Who is _____ at the door?

hugging hug hugged

4. I _____ my grandma at the door.



Harcourt



Name _____

Phonics

Short Vowel:
/e/ea


► Finish each sentence. Choose the correct word that has the same vowel sound as the underlined word. Circle the word and write it.

feather

1. I fed the bird. I gave it some

bread

meat



meal

2. I like to help. Today I made

breakfast

breath

breakfast

3. I'll go with them even in bad

heat

weather

instead

4. I sleep in my bed.

real

head

My bird rests on the sand

Harcourt



Name _____

- Write go or went to complete each sentence. Then circle now or in the past to show when each action took place.

1. You and I can _____ to _____
the zoo. now
in the past

2. We _____ last month. now
in the past

3. We can _____ again. now
in the past

4. The baboons _____
from rock to rock last time. now
in the past



Work with a partner to change the sentences. If it is in the past, make it tell about now. If it is about now, make it tell about something in the past. Use the words go and went.




SCHOOL-HOME CONNECTION Share the completed page with your child. If he or she is confused about the terms "now" and "in the past," substitute the terms "today" and "yesterday."

Name _____

► Fill in the words in the box to finish each sentence. Then do what the sentences tell you to do.

disappear ground across mouth shook



1. The baboon likes to _____

_____ in the tall grass. Draw a circle around her.

2. A hippo is resting in the pond, not on the _____

_____. Color the hippo gray.

3. The crocodile walks _____ the

mud. Color the mud black.

Name _____



4. The gazelle opens her _____ for a drink. Color the water blue.

5. The bird _____ his wings to get the water off. Draw drops of water coming off the bird.

► Find each word in the puzzle. Circle it. Words go across only.

s	h	o	o	k	f	r	l	b	n
d	i	s	a	p	p	e	a	r	b
c	h	r	n	p	m	o	u	t	h
a	g	n	g	r	o	u	n	d	y
o	a	v	a	c	r	o	s	s	i



Write a newspaper headline for the animal picture on page 66. Use the words disappear and across.




Name _____

Phonics

Short Vowel:
/e/ea

- Read the sentences. Do what they tell you. Circle the words that have the same vowel sound as bread.

What Is Up Ahead?



1. It has feathers. Color the feathers blue.
2. Its web is spread between the branches. Color it red.
3. It is heavy and has a huge head. Color it gray.
4. It looks like bad weather. Circle the storm clouds.
5. A crocodile is taking a bath. Color it green.



Make funny or scary warning signs. Each one should include the word ahead.



Name _____

Spelling
Words with
Short Vowels
e/ed

► Read the words in the box. Then write the correct word in each sentence.

bread Get head led ready



1. _____ the _____!

2. We are _____.

3. Watch your _____!

4. Who _____ the ants here?



SCHOOL-HOME CONNECTION Read over the completed page with your child. Then help him or her think of more words with the short e sound in head or get.

Name _____

Phonics

R-controlled
Vowel /ar/

► Complete the sentences. Use the words in the box. Write each word on a line.

arm

far

part

start

yard



1. How _____ does the world go?

2. You _____ right here.

3. Stretch out your _____.

4. I can reach your _____.

5. That is the best _____.



Where in the world would you like to go most? Write a sentence or draw a picture that tells about the place.



SCHOOL-HOME CONNECTION Ask your child to read you the completed page. Then have him or her use the words *far* and *yard* in sentences.


Name _____



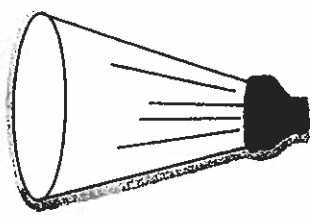
Write the word that names each picture.

mule light find night rain gold cube tray mail


1




2




3




4




5




6




7



8








9



Name _____

Circle and write the word that completes each sentence.









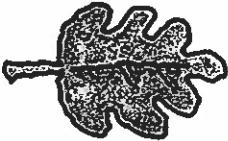





<p>1</p> 	<p>What did you _____ _____ _____?</p>	<p>find fold fill</p>
<p>2</p> 	<p>It's a _____ chain.</p>	<p>goat go gold</p>
<p>3</p> 	<p>It's so _____!</p>	<p>bring bright braid</p>
<p>4</p> 	<p>I've looked all _____ _____ _____ for this!</p>	<p>day dad dark</p>
<p>5</p> 	<p>It plays a happy _____ _____ _____.</p>	<p>tub tune tail</p>

Name _____



Write the word that names each picture.

goat cube kite cake leaf hay
train bowl tree cone pie night

1  _____ _____ _____	2  _____ _____ _____	3  _____ _____ _____
4  _____ _____ _____	5  _____ _____ _____	6  _____ _____ _____
7  _____ _____ _____	8  _____ _____ _____	9  _____ _____ _____
10  _____ _____ _____	11  _____ _____ _____	12  _____ _____ _____

Harcourt

Name _____


Read the story, and answer the questions.



ACROSS THE SEA

One fine day Annie, Kenny, and Ray sailed out to sea. Their boat rolled over waves as they made their way east. They felt the sun's heat on their cheeks. Then the waves began to grow.

“Oh no!” shouted Kenny. “Our boat has a leak! Take a pail and start to bail while I try to find the hole.” The hole was huge, but Kenny used pieces of a crate to plug it up tight. Then they sailed into a cove and rested. They were happy watching the whales and seals.



1. What happened to the boat when the waves got big?

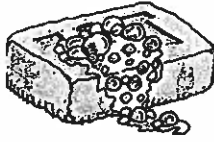
2. What did Annie, Kenny, and Ray do about the leak?

Name _____




Fill in the circle next to the name of each picture.

1



- sat
- soap
- sip

2




- cub
- cab
- cube

3



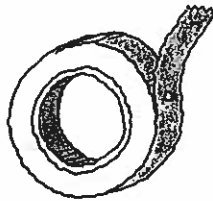
- bad
- bed
- bead

4



- rope
- rain
- ran

5



- tape
- tap
- top

6



- bee
- bay
- bow

7



- hat
- hay
- hold

8



- note
- net
- night

9



- sheep
- show
- shape

10



- kick
- kite
- kit

11



- robe
- rob
- rug

12









- cot
- cold
- cane

Name _____

Fill in the circle next to the sentence that tells about each picture.

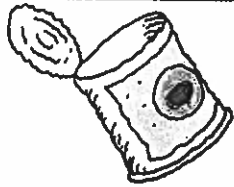


<p>1</p> 	<ul style="list-style-type: none"><input type="radio"/> Dave shows her a goat.<input type="radio"/> Jake eats his meal.<input type="radio"/> Mike takes the mail.
<p>2</p> 	<ul style="list-style-type: none"><input type="radio"/> A snake meets a snail.<input type="radio"/> A seal dreams of the sea.<input type="radio"/> A shy snail eats a pie.
<p>3</p> 	<ul style="list-style-type: none"><input type="radio"/> The blue jay sees a kite.<input type="radio"/> A jay plays with a rope.<input type="radio"/> He has a seed in his beak.
<p>4</p> 	<ul style="list-style-type: none"><input type="radio"/> The puppy eats ice cubes.<input type="radio"/> The puppy's bone floats away.<input type="radio"/> The puppy's nose is bright.
<p>5</p> 	<ul style="list-style-type: none"><input type="radio"/> The mule uses a light at night.<input type="radio"/> The mule plays a tune in a field.<input type="radio"/> The mule will find green grapes.
<p>6</p> 	<ul style="list-style-type: none"><input type="radio"/> Rose paints an old gate gray.<input type="radio"/> Joan uses soap on the sheep.<input type="radio"/> Kate makes a goat from clay.

Name _____



Underline the word that answers the question. Then write the word.



A can or a cane?



A bed or a bead?



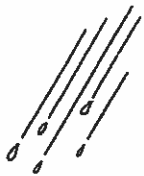
A kit or a kite?



A cot or a coat?




A pad or paid?



Ran or rain?



A cub or a cube?



A pin or a pine?


Name _____



owl

Write **ow** for each picture whose name has the vowel sound /ou/. Then trace the rest of the word.

1



c

2



cl n

3



f id

4




cr d

5




b

6




t st

7



cr n







8



t n

Name _____

Circle the word that completes each sentence. Then write the word.

<p>1</p> 	<p>We like to go to _____ _____ _____.</p>	<p>team town ten</p>
<p>2</p> 	<p>Why is there a _____ _____ _____?</p>	<p>crop crate crowd</p>
<p>3</p> 	<p>Look! It's a _____ _____ _____!</p>	<p>clean clown clam</p>
<p>4</p> 	<p>_____</p> <p>That's _____</p> <p>he goes so high.</p>	<p>how hop hide</p>
<p>5</p> 	<p>_____</p> <p>Up and _____</p> <p>he jumps.</p>	<p>dime dock down</p>
<p>6</p> 	<p>Now he takes a _____ _____ _____.</p>	<p>bee bow bag</p>

Name _____

Color each picture whose name has the vowel sound /ôr/.















Harcourt

Name _____



Write **or** to complete each picture name that has the vowel sound /ôr/. Then trace the rest of the word.

<p>1</p>  <p>horn</p>	<p>2</p>  <p>feet</p>	<p>3</p>  <p>bed</p>
<p>4</p>  <p>storm</p>	<p>5</p>  <p>tin</p>	<p>6</p>  <p>jacket</p>
<p>7</p>  <p>cat</p>	<p>8</p>  <p>thorn</p>	<p>9</p>  <p>fork</p>
<p>10</p>  <p>corn</p>	<p>11</p>  <p>button</p>	<p>12</p>  <p>goat</p>


Name _____

Write the name of each picture.

1




2



3



4



5




6



7



8



9



Herouit


Name _____



horn

Write the picture names that rhyme with **horn**.
Then add one more rhyming word and picture.

1



horn

2














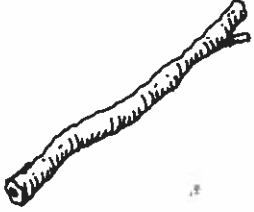
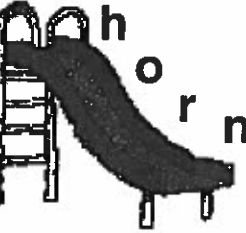




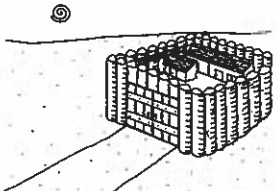


3



4

Name _____

Slide and read each word. Color the picture it names.

1 	  
2 	  
3 	  
4 	  
5 	  

Harcourt

Name _____


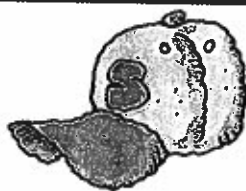







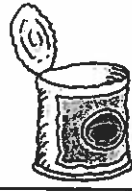


Color the pictures that have the vowel sound /är/.



Name _____



Write **ar** to complete each picture name that has the vowel sound /är/. Then trace the rest of the word.


<p>1</p>  <p>tar</p>	<p>2</p>  <p>c p</p>	<p>3</p>  <p>c t</p>
<p>4</p>  <p>sh k</p>	<p>5</p>  <p>b n</p>	<p>6</p>  <p>h t</p>
<p>7</p>  <p>n l</p>	<p>8</p>  <p>m</p>	<p>9</p>  <p>s t</p>
<p>10</p>  <p>c n</p>	<p>11</p>  <p>c d</p>	<p>12</p>  <p>p k</p>

Harcourt

Name _____


Write the name of each picture.

1




bar


2




3




4



5




6




7



8

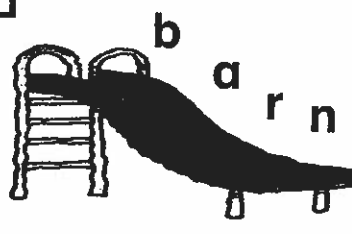



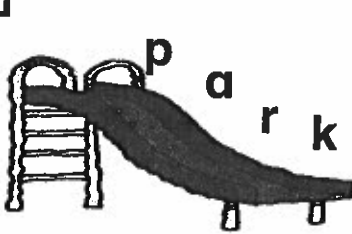










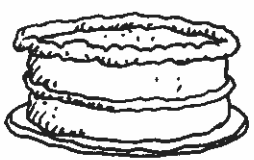



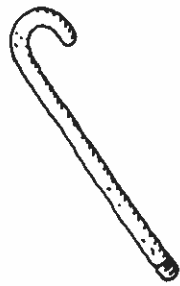


9



Name _____







Slide and read the word. Then color the picture it names.

1  b a r n	  
2  p a r k	  
3  s t a r	  
4  c a r t	  
5  c a r	  

Name _____


Write the word that completes each sentence.




park car barn card hard farm


<p>1</p> 	<p>_____</p> <p>-----</p> <p>It would be _____ to find a better friend than Mark.</p>
<p>2</p> 	<p>We played in the _____</p> <p>-----</p> <p>_____ a lot.</p>
<p>3</p> 	<p>Now his home is on a _____</p> <p>-----</p> <p>_____.</p>
<p>4</p> 	<p>Mark likes to help in the _____</p> <p>-----</p> <p>_____.</p>
<p>5</p> 	<p>We will go there in our _____</p> <p>-----</p> <p>_____.</p>
<p>6</p> 	<p>For now, I will send a _____</p> <p>-----</p> <p>_____ to Mark.</p>




Horcourt


Name _____


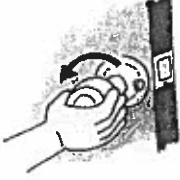

 Write **er** to complete each picture name that has the vowel sound /ûr/. Then trace the rest of the word.

1  h _ _ d _ _	2  b _ _ ll _ _	3  f _ _ n _ _
---	--	---

 Write **ir** to complete each picture name that has the vowel sound /ûr/. Then trace the rest of the word.

4  p _ _ g _ _	5  b _ _ d _ _	6  g _ _ l _ _
--	--	--

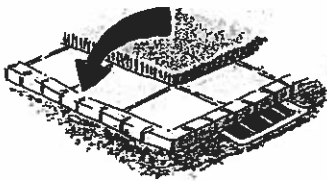
 Write **ur** to complete each picture name that has the vowel sound /ûr/. Then trace the rest of the word.

7  h _ _ t _ _	8  t _ _ n _ _	9  s _ _ n _ _
---	---	---

Name _____


Say the name of each picture. Circle the letters that stand for the vowel sound. Then write the name of the picture.

1




u
ur
ar

2




or
e
ir

3




ir
or
u

4




ar
er
o

5




e
ar
ur

6




ir
o
or

7




ar
er
a

8



or
ar
ir

9




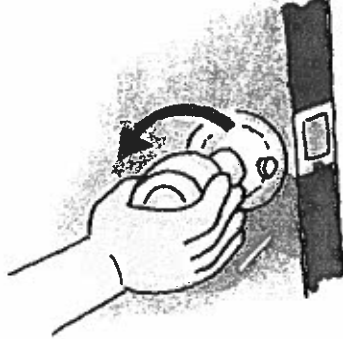
ur
a
ar


Harcourt

Name _____




churn

Write the picture names that rhyme with **churn**.

<p>1</p>  <hr/> <hr/> <hr/>	<p>2</p>  <hr/> <hr/> <hr/>
---	--


















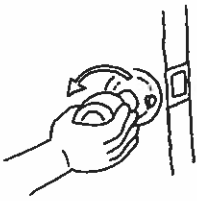


skirt

Write the picture names that rhyme with **skirt**.

<p>3</p>  <hr/> <hr/> <hr/>	<p>4</p>  <hr/> <hr/> <hr/>
---	--

Name _____

Slide and read each word. Color the picture it names.

1 	  
2 	  
3 	4  
4 	  
5 	  

Harcourt




Name _____

SPELLING WORDS

deep sea
feet real
need


Words with Long e

► Name each picture. Write a Spelling Word that rhymes with the picture name.

1. 	<hr/> <hr/> <hr/>
2. 	<hr/> <hr/> <hr/>
3. 	<hr/> <hr/> <hr/>

► Write the Spelling Words that complete the sentences.

4. Tim the Turtle has four _____.



5. They _____ more sand for their fort.



SPELLING WORDS

deep sea
 feet real
 need

Name _____

Words with Long e

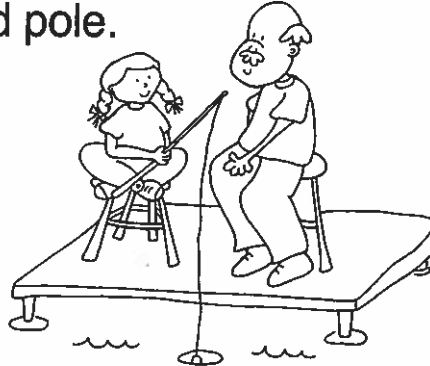
► Write the Spelling Words to complete the sentences.

1. You will _____ a good pole.

2. Find a _____ spot.


3. Put up your _____ and wait.

4. If you feel a tug, it could be a _____ fish.



► Write the Spelling Word that completes the question. Then draw a picture that answers it.

5. What is in the _____?



Harcourt

Name _____

SPELLING WORDS

get head
led ready
bread

Words with Short e

► Use the letters in the box to write a Spelling Word. Write it in its shape.


1. g e t	
2. r d y e	

► Use the three Spelling Words that rhyme to complete the sentences.

3. Tom _____ the way.

4. He held his _____ way up high.

5. At last we found the _____.



SPELLING WORDS

get head
led ready
bread

Name _____

Words with Short e

- Change a letter in the first word to make a Spelling Word that rhymes.

1. Change the i in lid to make a word that rhymes with bed.

2. Change the j in jet to make a word that rhymes with met.

- Unscramble the letters to make a Spelling Word.

3. **daery**

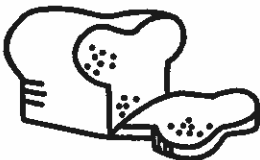
--	--	--	--	--

4. **deha**

--	--	--	--

- Write the Spelling Word that names the picture.

5.















Check Your Understanding of Lessons 1-5

Circle the coins that match each price.

Write how much in all.

						_____ ¢ in all
_____ ¢	_____ ¢	_____ ¢	_____ ¢	_____ ¢	_____ ¢	

						_____ ¢ in all
_____ ¢	_____ ¢	_____ ¢	_____ ¢	_____ ¢	_____ ¢	

Check Your Understanding of Lessons 6-8

Write each amount.




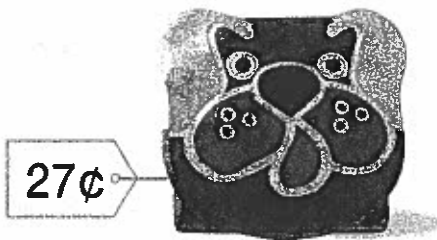
_____ ¢



_____ ¢

Draw at least two ways to show each amount.

Use coins if you want.



Roland wants to buy a game for 23¢. What is the least number of coins he can use?

_____ coins


Draw or write to explain.

Check Your Understanding of Lessons 9–11

Circle the coins that make 25¢.



Circle the coins that match each price.



31¢




47¢



Use the picture to solve.

Ally wants to buy this toy.
She has 2 dimes. What other
coins does she need?

Ally needs _____.



24¢

Chapter Review

Match each coin to its name.



1. dime

2. nickel

3. penny

4. quarter

Write how much in all.

5.



_____ ¢

_____ ¢

_____ ¢

_____ ¢

_____ ¢



6.



_____ ¢

_____ ¢

_____ ¢

_____ ¢

_____ ¢



Circle the coins that match each price.

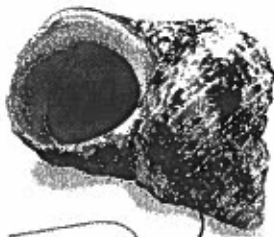
7.



15¢



8.



11¢



Use coins if you want.

Circle the coins that make 25¢



Write how much in all.

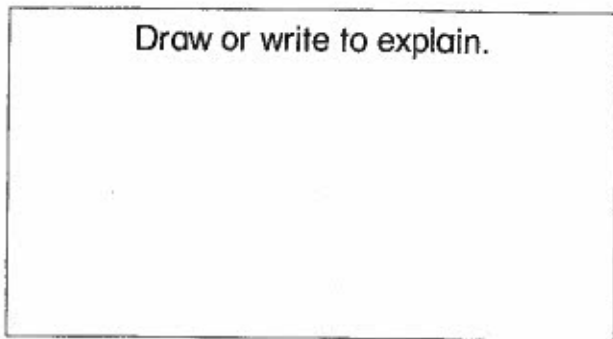


_____ ¢ _____ ¢ _____ ¢ _____ ¢



Erin buys a game for 43¢.
She pays for it with 4 dimes
and some pennies. How many
pennies does she use?

_____ pennies



Draw or write to explain.

How much is 1 quarter,
1 dime, and 1 penny?
Circle what you can buy.

_____ ¢



35¢



38¢

Chapter Test

Write how much in all.



_____ ¢

_____ ¢

_____ ¢

_____ ¢

_____ ¢

_____ ¢
in all



_____ ¢

_____ ¢

_____ ¢

_____ ¢
in all



_____ ¢

_____ ¢

_____ ¢

_____ ¢

_____ ¢

_____ ¢

_____ ¢

_____ ¢

in all

Circle the coins that match each price.





_____ ¢




_____ ¢

Circle the coins that make 25¢.




10. Dina wants to buy this toy. She uses 7 pennies and some dimes. How many dimes does she use?

37¢



_____ dimes

Write About It Dylan counted these coins. He says the total value is 63¢. Explain what he did wrong.



Check Your Understanding of Lessons 1-5

Write each sum. Circle the double facts.

$$\begin{array}{r} 5 \\ +4 \\ \hline \end{array}$$

$$\begin{array}{r} 4 \\ +4 \\ \hline \end{array}$$

$$\begin{array}{r} 4 \\ +8 \\ \hline \end{array}$$

$$\begin{array}{r} 5 \\ +5 \\ \hline \end{array}$$

$$\begin{array}{r} 7 \\ +7 \\ \hline \end{array}$$

$$\begin{array}{r} 8 \\ +6 \\ \hline \end{array}$$

$9 + 9 = \underline{\quad}$

$3 + 9 = \underline{\quad}$

$8 + 8 = \underline{\quad}$

Write each sum.

Use  to circle each double fact.

Use () to circle each double-plus-one fact.

$$\begin{array}{r} 7 \\ +8 \\ \hline \end{array}$$

$$\begin{array}{r} 6 \\ +3 \\ \hline \end{array}$$

$$\begin{array}{r} 9 \\ +8 \\ \hline \end{array}$$

$$\begin{array}{r} 8 \\ +8 \\ \hline \end{array}$$

$$\begin{array}{r} 4 \\ +4 \\ \hline \end{array}$$

$$\begin{array}{r} 6 \\ +7 \\ \hline \end{array}$$

$4 + 3 = \underline{\quad}$

$10 + 9 = \underline{\quad}$

$6 + 4 = \underline{\quad}$

Write each sum. Use counters if you want.

$$\begin{array}{r} 10 \\ + 7 \\ \hline \end{array}$$

$$\begin{array}{r} 1 \\ +10 \\ \hline \end{array}$$

$$\begin{array}{r} 4 \\ +10 \\ \hline \end{array}$$

$$\begin{array}{r} 10 \\ +10 \\ \hline \end{array}$$

$$\begin{array}{r} 9 \\ +6 \\ \hline \end{array}$$

$$\begin{array}{r} 8 \\ +7 \\ \hline \end{array}$$

Add.

$$\begin{array}{r} 6 \\ 8 \\ +1 \\ \hline \end{array}$$

$$\begin{array}{r} 3 \\ 3 \\ +4 \\ \hline \end{array}$$

$$\begin{array}{r} 6 \\ 4 \\ +6 \\ \hline \end{array}$$

$$\begin{array}{r} 1 \\ 9 \\ +7 \\ \hline \end{array}$$

$$\begin{array}{r} 7 \\ 2 \\ +7 \\ \hline \end{array}$$

$$\begin{array}{r} 3 \\ 3 \\ +6 \\ \hline \end{array}$$

Check Your Understanding of Lessons 6-10

Add. Then subtract.

$2 + 2 = \underline{\quad}$

$8 + 8 = \underline{\quad}$

$9 + 9 = \underline{\quad}$

$4 - 2 = \underline{\quad}$

$16 - 8 = \underline{\quad}$

$18 - 9 = \underline{\quad}$

Write each sum or difference.

$10 + 10 = \underline{\quad}$

$20 - 10 = \underline{\quad}$

Add. Then write each difference.

$$\begin{array}{r} 7 \\ +6 \\ \hline \end{array}$$

$$\begin{array}{r} 13 \\ - 6 \\ \hline \end{array}$$

$$\begin{array}{r} 13 \\ - 7 \\ \hline \end{array}$$

$$\begin{array}{r} 6 \\ +8 \\ \hline \end{array}$$

$$\begin{array}{r} 14 \\ - 8 \\ \hline \end{array}$$

$$\begin{array}{r} 14 \\ - 6 \\ \hline \end{array}$$

$$\begin{array}{r} 9 \\ +6 \\ \hline \end{array}$$

$$\begin{array}{r} 15 \\ - 6 \\ \hline \end{array}$$

$$\begin{array}{r} 15 \\ - 9 \\ \hline \end{array}$$

$$\begin{array}{r} 10 \\ + 6 \\ \hline \end{array}$$

$$\begin{array}{r} 16 \\ - 6 \\ \hline \end{array}$$

$$\begin{array}{r} 16 \\ - 10 \\ \hline \end{array}$$

$$\begin{array}{r} 9 \\ +8 \\ \hline \end{array}$$

$$\begin{array}{r} 17 \\ - 8 \\ \hline \end{array}$$

$$\begin{array}{r} 17 \\ - 9 \\ \hline \end{array}$$

$$\begin{array}{r} 9 \\ +10 \\ \hline \end{array}$$

$$\begin{array}{r} 19 \\ - 10 \\ \hline \end{array}$$

$$\begin{array}{r} 19 \\ - 9 \\ \hline \end{array}$$

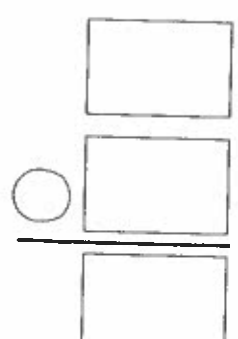
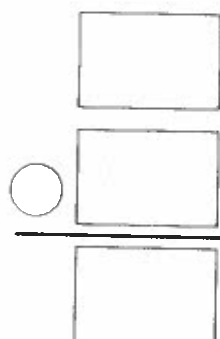

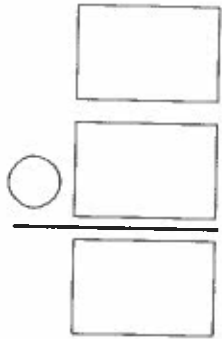

Carla scored 3 runs on Monday, 5 runs on Friday, and 7 runs on Saturday. How many runs did she score in all?

Draw or write to explain.

$\underline{\quad}$ ○ $\underline{\quad}$ ○ $\underline{\quad}$ = $\underline{\quad}$ runs in all

Check Your Understanding of Lessons 11-14

Complete each fact family.



Write the missing numbers.

$$15 - 8 = \underline{\quad}$$

$$8 + \underline{\quad} = 15$$

$$20 - 10 = \underline{\quad}$$

$$10 + \underline{\quad} = 20$$

Write each difference.

$$\begin{array}{r} 13 \\ - 5 \\ \hline \end{array}$$

$$\begin{array}{r} 14 \\ - 8 \\ \hline \end{array}$$

$$\begin{array}{r} 17 \\ - 10 \\ \hline \end{array}$$

$$\begin{array}{r} 16 \\ - 6 \\ \hline \end{array}$$

$$\begin{array}{r} 18 \\ - 9 \\ \hline \end{array}$$

Wendy reads 3 books. Miguel reads 2 more books than Wendy. Tory reads 4 more books than Wendy. How many books do they read in all?

 books

Draw or write to explain.

Chapter Review

1. Write the **addends** for the double fact that has a sum of 12.

2. The answer in a subtraction sentence is called the _____.

3. Write two related facts.

Write each sum. Circle the double facts.

4.
$$\begin{array}{r} 9 \\ +9 \\ \hline \end{array}$$

5.
$$\begin{array}{r} 4 \\ +8 \\ \hline \end{array}$$

6.
$$\begin{array}{r} 10 \\ +10 \\ \hline \end{array}$$

7.
$$\begin{array}{r} 6 \\ +6 \\ \hline \end{array}$$

8.
$$\begin{array}{r} 5 \\ +4 \\ \hline \end{array}$$

9.
$$\begin{array}{r} 8 \\ +8 \\ \hline \end{array}$$

Write each sum. Circle each double-plus-one fact.

10.
$$\begin{array}{r} 9 \\ +8 \\ \hline \end{array}$$

11.
$$\begin{array}{r} 5 \\ +5 \\ \hline \end{array}$$

12.
$$\begin{array}{r} 7 \\ +6 \\ \hline \end{array}$$

13.
$$\begin{array}{r} 4 \\ +5 \\ \hline \end{array}$$

14.
$$\begin{array}{r} 9 \\ +3 \\ \hline \end{array}$$

15.
$$\begin{array}{r} 7 \\ +7 \\ \hline \end{array}$$

Add. Then write each difference.

16.
$$\begin{array}{r} 6 \\ +7 \\ \hline \end{array}$$

$$\begin{array}{r} 13 \\ - 7 \\ \hline \end{array}$$

$$\begin{array}{r} 13 \\ - 6 \\ \hline \end{array}$$

17.
$$\begin{array}{r} 5 \\ +9 \\ \hline \end{array}$$

$$\begin{array}{r} 14 \\ - 9 \\ \hline \end{array}$$

$$\begin{array}{r} 14 \\ - 5 \\ \hline \end{array}$$

18.
$$\begin{array}{r} 9 \\ +8 \\ \hline \end{array}$$

$$\begin{array}{r} 17 \\ - 8 \\ \hline \end{array}$$

$$\begin{array}{r} 17 \\ - 9 \\ \hline \end{array}$$

19.
$$\begin{array}{r} 9 \\ +10 \\ \hline \end{array}$$

$$\begin{array}{r} 19 \\ -10 \\ \hline \end{array}$$

$$\begin{array}{r} 19 \\ - 9 \\ \hline \end{array}$$

1. $9 + 9 = \underline{\quad}$

$18 - 9 = \underline{\quad}$

2. $\underline{\quad} = 10 + 10$

$\underline{\quad} = 20 - 10$

Add.

3.
$$\begin{array}{r} 7 \\ 4 \\ +3 \\ \hline \end{array}$$

4.
$$\begin{array}{r} 8 \\ 3 \\ +2 \\ \hline \end{array}$$

5.
$$\begin{array}{r} 6 \\ 4 \\ +2 \\ \hline \end{array}$$

6.
$$\begin{array}{r} 3 \\ 7 \\ +7 \\ \hline \end{array}$$

7.
$$\begin{array}{r} 9 \\ 6 \\ +1 \\ \hline \end{array}$$

8.
$$\begin{array}{r} 8 \\ 4 \\ +4 \\ \hline \end{array}$$

Write the missing numbers.

9. $14 - 8 = \underline{\quad}$

10. $16 - 9 = \underline{\quad}$

$8 + \underline{\quad} = \underline{\quad}$

$9 + \underline{\quad} = 16$

11. The pitcher throws 18 pitches in the first inning. Seven of the pitches are curve balls. How many are not curve balls?

$\underline{\quad} \bigcirc \underline{\quad} = \underline{\quad}$

Draw or write to explain.

12. The Wings play 2 games the first week, 4 games the second week, and 3 games the third week. How many games do they play in all?

$\underline{\quad}$ games in all

Draw or write to explain.

Chapter Test

Write each sum.

Use  to circle each double fact.

Use  to circle each double-plus-one fact.

1.
$$\begin{array}{r} 8 \\ +9 \\ \hline \end{array}$$

2.
$$\begin{array}{r} 6 \\ +6 \\ \hline \end{array}$$

3.
$$\begin{array}{r} 9 \\ +3 \\ \hline \end{array}$$

4.
$$\begin{array}{r} 7 \\ +6 \\ \hline \end{array}$$

5.
$$\begin{array}{r} 6 \\ +4 \\ \hline \end{array}$$

6.
$$\begin{array}{r} 4 \\ +5 \\ \hline \end{array}$$

Complete each number sentence.

7. $10 + 7 = \underline{\quad}$

8. $9 + 6 = \underline{\quad}$

Add.

9.
$$\begin{array}{r} 3 \\ 5 \\ +8 \\ \hline \end{array}$$

10.
$$\begin{array}{r} 6 \\ 5 \\ +6 \\ \hline \end{array}$$

11.
$$\begin{array}{r} 1 \\ 9 \\ +4 \\ \hline \end{array}$$

12.
$$\begin{array}{r} 7 \\ 3 \\ +6 \\ \hline \end{array}$$

13.
$$\begin{array}{r} 9 \\ 4 \\ +5 \\ \hline \end{array}$$

14.
$$\begin{array}{r} 8 \\ 0 \\ +4 \\ \hline \end{array}$$

15. $4 + 9 + 6 = \underline{\quad}$

16. $8 + 0 + 7 = \underline{\quad}$

Add. Then write each difference.

17.
$$\begin{array}{r} 6 \\ +9 \\ \hline \end{array}$$

$$\begin{array}{r} 15 \\ - 9 \\ \hline \end{array}$$

$$\begin{array}{r} 15 \\ - 6 \\ \hline \end{array}$$

18.
$$\begin{array}{r} 10 \\ + 8 \\ \hline \end{array}$$

$$\begin{array}{r} 18 \\ - 8 \\ \hline \end{array}$$

$$\begin{array}{r} 18 \\ - 10 \\ \hline \end{array}$$

19. Use the numbers 16, 9, and 7 to write a fact family.

$$\underline{\quad} \bigcirc \underline{\quad} = \underline{\quad}$$

$$\underline{\quad} \bigcirc \underline{\quad} = \underline{\quad}$$

$$\underline{\quad} \bigcirc \underline{\quad} = \underline{\quad}$$

$$\underline{\quad} \bigcirc \underline{\quad} = \underline{\quad}$$

Write the missing numbers.

20. $17 - 8 = \underline{\quad}$

21. $15 - \underline{\quad} = 7$

$$\underline{\quad} + 8 = 17$$

$$7 + \underline{\quad} = 15$$

22. $20 - 10 = \underline{\quad}$

23. $18 - 9 = \underline{\quad}$

$$10 + \underline{\quad} = 20$$

$$9 + \underline{\quad} = 18$$

24. The Hornets had 5 runs.
The Pandas had 8 runs.
How many runs did they
have in all?

$$\underline{\quad} \bigcirc \underline{\quad} = \underline{\quad}$$

Draw or write to explain.

25. Andi shoots for the basket
15 times. She misses 4 times.
How many baskets does
she make?

 baskets

Draw or write to explain.

 **Write About It**

Explain how addition and subtraction
are related. Show examples
