




by Betsy Franco
illustrated by Jackie Snider




I listen to the
Dripping drops.
I run outside.
The drops don't stop.



The rain falls down
From way up high.
I run outside.
Mom gives a sigh.

2.



My dad told me
The other night
The sky is crying.
Is that right?




I will find
The largest drop.
Will it make
A giant plop?



Watch me run
Down the hill.
Oh, no! I'm slipping!
Now I'm still.



I'll find a different
Game to play.
I'll stay out in
The rain all day!



Here comes my friend.
She has her boat.
She says, "Let's see
If it will float."



We float the boat,
And watch it go.
My dog sees it.
Of course—Oh, no!




My friend goes home.
She takes her boat.
My dog gets mud
All over my coat!



I do not care.
I do not mind
A drip-drop day
Of just this kind!



Oh, no! I see
A yellow light.
Could it be stopping?
Yes, it might!



Sun, sun,
Go away!
I love to go out
In the rain to play!



Teacher/Family Member

Make Rain

Boil a pot of water. Have your child put ice cubes in a pie pan. Use an oven mitt to hold the pan over the rising steam. Watch as drops of "rain" fall from the bottom of the pan. Ask your child how the mixture of hot air and cool air makes rain.



School-Home Connection

Invite your child to read *I Go Out in the Rain to Play* to you. Then ask your child to find the rhyming words in each verse and to use them in rhyming sentences about rainy days.

Word Count: 174

Vocabulary: listen told largest
course different care

Phonic Elements: Long vowel: /ī/i:
find giant
mind kind



Farmyard Beds




by **Fernando Ruiz**
illustrated by Len Ebert



Mike and Jane are looking at beds today, but they're not going to the bed shop! Where are they going?




They are going to Grampa's farm. "Hello, Mike and Jane," says Grampa. "Let's look at some of the beds on my farm."




“I see some pigs,” says Jane.
“Where do pigs sleep at night?
Do they sleep out here in the
fresh air?”




“A few pigs make beds in the mud,” Grampa says. “But most pigs don’t like the cold air. They go inside to sleep in beds of hay.”




“I see sheep and goats and horses and cows,” says Mike. “Do they all sleep out here in the fresh air?”




“Both the sheep and the goats have beds inside,” says Grampa. “But they sleep in the hay at the edge of the shed, too.”



“These stalls are beds for the horses,” says Grampa. “Did you know that horses can sleep standing up in their beds?”




“Some cows sleep outside,”
Grampa goes on. “The grass is
their bed, but some of them
sleep in the barn. Their babies
sleep in beds of hay.”



“Where do the hens sleep, Grampa?” asks Jane. “Do they sleep out in the fresh air?”




“Most of my hens sleep in the henhouse,” says Grampa. “Look up in that tree. One of my hens made a bed up there!”



“There is one more kind of farmyard bed,” says Grampa.

“Who is it for?” asks Mike.

“Come and see,” Grampa says.



“These beds are for a girl and a boy and a grampa,” says Grampa. “I brought everything we need to have our own farmyard beds!”

Teacher/Family Member

Where Am I?

Provide paper, and have your child draw a picture to show who in the story is saying each sentence. (Turn the page to find the answers.)

1. I sometimes sleep standing up in my farmyard bed.
2. My farmyard bed is sometimes in a tree.
3. Sometimes my farmyard bed is the grass.
4. My farmyard bed can be in the mud.
5. Our farmyard beds are in a tent.



School-Home Connection

Ask your child to read *Farmyard Beds* to you. Then ask which farmyard bed your child thinks is the best.

Word Count: 269

Vocabulary Words: air few both
edge boy brought

Phonic Elements: Long Vowel: /ō/o
going hello cold
go both most

.....

Name _____

► Read each sentence. Cut out the words at the bottom of the page. Paste the words in the correct place to finish each sentence.

1. I like to to the rain.

2. Do you for puddles?

3. Of I do.

4. Rainy days are .

5. What was the puddle you ever saw?

6. You me about that.

✂

listen	told	different
care	largest	course

Harcourt



Name _____

► Think about the story. Then fill in the story map.

1. What does the boy's mother say?	2. What is the boy's first problem?
3. How is this problem solved?	4. What problem does the boy face next?
5. How does the elephant solve this problem?	6. What happens at the end of the story?



Circle the parts of the story map that you think could really happen.




SCHOOL-HOME CONNECTION Read this page together with your child. Discuss problems and solutions in daily activities.

Name _____



► Read each sentence. Write real or not real on the lines.



1. He can sail a boat.

2. The cat can sail a boat.

3. Fish need raincoats.


4. Rain makes puddles.

5. He can think about a cat.

Harcourt

Pick one of the sentences that tells about something not real. Draw a picture of it. Write not real under it.





Color God's lovely flowers
The way you want them to be;
Isn't God good to us?
He loves you, He loves me.

*(Recite verse together, point to
self, then each other.)*

Name _____


Identifying 1, 2, 3, 4, 5

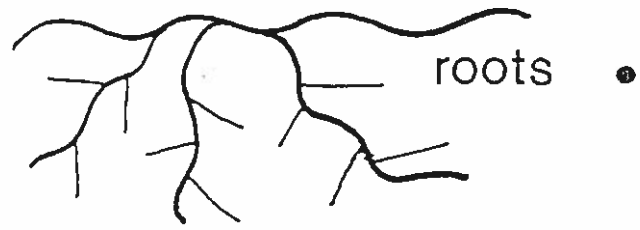
Sunny Delight

Color the picture.

Use the number key for help.

1=yellow 2=red 3=blue 4=green 5=orange

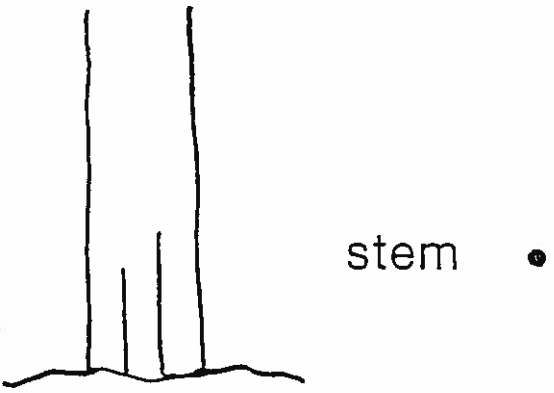
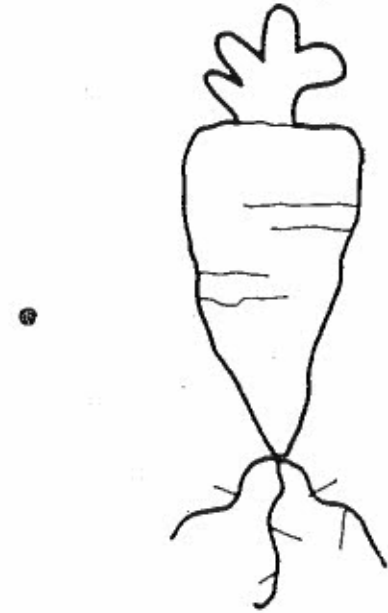




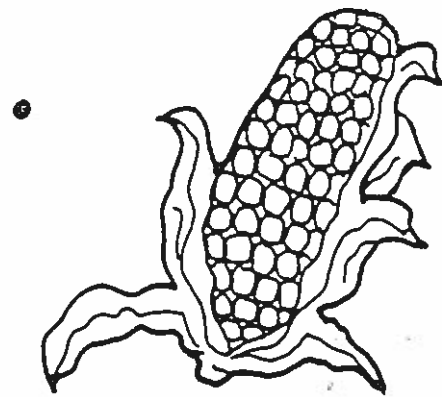
roots •




seeds •



stem •



leaves •



Banana Plants a Garden

Banana Monkey planted a garden.
He bought flower plants to put in his garden.
He dug holes for the plants with a little shovel.
After Banana planted the flowers, he watered
them, using a watering can.
He hopes his plants will grow tall.

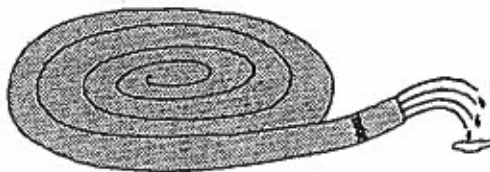

What did Banana plant in his garden?




What did Banana use to dig the holes?




What did Banana use to water the plants?



All living things grow and change.
Find and circle 5 living things that will grow and change.



Seed to Plant



Plant Parts Puzzle

Name _____

