

March 25, 2020

Dear CCA Grade 2 Parents,

First of all, a great big hello, how are you, I pray you are doing well, and I miss being at school with my kids!!! Please send them my love and tell them that I keep you all in my prayers each and every day. I pray that this social distancing stops the spread of the virus so we can get back to school and back to a sense of normalcy in all of our lives!

I've appreciated the pictures you have been texting me now and then. And the opportunity to be in on the Zoom video chat recently was AWESOME! Because of your kids I learned something new in technology. Woo hoo! Speaking of technology, because of distance learning I have also learned how to create PDF files and send them electronically. Another Woo hoo! Which leads me to lesson plan info.

As Todd has told you in his recent email, because we have been distance learning we are able to continue to follow the CCA calendar. Therefore, the lesson plans I have prepared are for the dates of March 30 – April 8, 2020. Due to the Easter break, the lesson plans are kind of a condensed version. Just follow everything as outlined and don't worry if it doesn't equal exactly 8 days worth of work. These past few weeks have been a whirlwind with everything going on in our world, our nation, our state, and our community. The last thing we want to do is overwhelm you with an abundance of school work at a time like this!

In addition to the lesson plans, I am also attaching several PDF files of lessons, study guides, and worksheets. ***The Health Lesson just needs to be read; no need to print it out. The March Lion and Lamb and Easter worksheets are for enjoyment purposes only. That's up to you if you have the ink to print them out.***

IT IS NECESSARY TO PRINT THE FOLLOWING THINGS:

1. Lesson Plans
2. Spelling, Vocab and Verse
3. American Indians Study Guide
4. CCA Spelling WS

Thank you SO MUCH for all your efforts in partnering with me to continue to educate your child while we are mandated by the State of Pennsylvania to stay at home during this Coronavirus pandemic. This has been a very stressful time in our lives and I am praying that God brings us through it safely and in good physical, emotional, and spiritual health. You are very much appreciated and know that your child is greatly missed and loved. ***(P.S. I will mail out sticker charts and stickers. Shhh! Let this be a surprise!)***

God bless you,

Ruth Hamm

Grade 2 Teacher

Cheswick Christian Academy

Enc. PDF File Electronic Attachments

CCA Grade 2 Lesson Plans – Week of 3/30/20-4/3/20 AND 4/6/20-4/8/20

Reading/Language Arts

Monday

- Story Good-bye, Curtis

Read Story Aloud and Discuss Questions at end of story

- Spelling—Go over list of 13 words each day; practice writing 1x each; do WB pages
Spelling Book Pages _____ Practice Book Pages 71
- Grammar—Do WB pages
Grammar Book Pages 81 Phonics Bk. p. 177/8/aw
Practice Book Pages and 178
- Language Arts—Read Vocab; Do PB pages → Practice Book Pages 69
"Compound Words"

Tuesday

- Story Good-bye, Curtis

Read Story Aloud and Discuss Questions at end of story

- Spelling—Go over list of 13 words each day; practice writing 1x each; do WB pages
Spelling Book Pages 62 Practice Book Pages _____
- Grammar—Do WB pages
Grammar Book Pages 82 Phonics Bk. p. 179/8/au(gh)
Practice Book Pages and ou(gh)
- Language Arts—Read Vocab; Do PB pgs. → Practice Book Pages 67-68
"Summarize"

Wednesday

- Story Good-bye, Curtis

Read Story Aloud and Discuss Questions at end of story

- Spelling—Go over list of 13 words each day; practice writing 1x each; do WB pages
Spelling Book Pages 63 Practice Book Pages _____
- Grammar—Do WB pages
Grammar Book Pages _____ Phonics Bk. p. 180/8/au(gh) and ou(gh)
Practice Book Pages 70
- Language Arts—Read Vocab; Do PB pgs. → Practice Book Pages 65
"Draw Conclusions"

Thursday

- Story Good-bye, Curtis

Read Story Aloud and Discuss Questions at end of story; **Find Vocab Words in Story**

- Spelling—Go over list of 13 words each day; practice writing 1x each; do WB pages
Spelling Book Pages WS p. 54 Practice Book Pages _____
- Grammar—Do WB pages
Grammar Book Pages 83 Practice Book Pages _____
- Language Arts—Read Vocab; Do PB pgs. 64 Practice Book Pages 66 (Reading Study Guide)
"Summarize: Story Map"

Friday

- Story Good-bye Curtis

Read Story Aloud and Discuss Questions at end of story

- Spelling—Go over list of 13 words each day; practice writing 1x each; do WB pages
Spelling Book Pages Practice Test Practice Book Pages _____
- Grammar—Do WB pages
Grammar Book Pages _____ Practice Book Pages _____
- Language Arts—**Write Vocab**; Do PB pgs. → Practice Book Pages 74
"Prefixes un- and re-

Parents: Remember to Check Independent Work and HW
Thank You!!

CCA Grade 2 Lesson Plans - Week of 3/30/20 - 4/3/20 AND 4/6/20 - 4/8/20

Math—Daily Lessons include pages to be taught; pages to be done independently; and HW pages
Please note that Independent Work should be checked before doing HW

Check HW daily; circle any errors and have students re-do; provide assistance as needed.
(SAVE METRIC CARDS FOR LATER DATE)

Ruler
Needed

Monday

• Lesson Ch. 11 Customary Lengths - Cut out Vocab Words for use (p. 639)

Lesson 1 - Inches

Do pages with Adult 645-646 Do pages Independently 647-648 HW 649-650

* NOTE * DO ESTIMATES BEFORE MEASURING WITH A RULER [Review how to use a ruler, please.]

Tuesday

• Lesson 2 Feet and Yards

Do pages with Adult 651-652 Do pages Independently 653-654 HW 655-656

* YARDSTICK NEEDED * DO ESTIMATES BEFORE MEASURING

Wednesday

• Lesson 3 Select and Use Customary Tools

Do pages with Adult 657-658 Do pages Independently 659-660 HW 661-662

* TAPE MEASURER OR SLIDE RULER NEEDED * DO ESTIMATES BEFORE MEASURING

Thursday

• Lesson 4 Compare Customary Lengths

Do pages with Adult 665-666* Do pages Independently 667-668 HW 669-670

* Write subtraction problem to get answers. Ex: p. 666 $33 - 31 = 2$

The golf club is 2 inches shorter than the bat.

$$\begin{array}{r} 33 \\ -31 \\ \hline 2 \end{array}$$

Friday

• Lesson 5 Relate Inches, Feet and Yards

Do pages with Adult 671-672 Do pages Independently 673-674 HW 675-676

(DO ONE MORE LESSON DURING THIS 2-WK LESSON PLAN PERIOD)

* Lesson 6 Problem Solving (Word Problems)

Do with Adult p. 677-678

Do pages Independently p. 679-680

Do HW p. 681-682

* WORD PROBLEMS CAN SOMETIMES BE DIFFICULT TO DO INDEPENDENTLY. YOU MAY NEED TO READ/DISCUSS PROBLEM SOLVING SKILLS FOR EACH PAGE.

CCA Grade 2 Lesson Plans - Week of 3/30/20 - 4/3/20 AND 4/6/20 - 4/8/20

(The following subjects will be easier for you to teach following a "free flow" approach. Therefore, they are not written in a Monday - Friday format; other than writing the verse Monday - Friday as usual.)

Bible—Read over and discuss Verse; practice writing Mon.-Fri. 1x each; write difficult words 2x each

"Love Serves When It Forgives"
Read Bible Lesson Luke 15:11-32 The Prodigal Son

Do Bible WB pages 75 and 77 Do Bible Activity Pad pages Easter Worksheet and Coloring Page

★ NOTE: SEE BELOW (MAP)

Social Studies—Read over Study Guide for a few days * Fill out Study Guide for

(KEEP STUDY GUIDE FOR USE BEFORE CHAPTER TEST IS GIVEN) ← "America's Indians"
Begin reading next chapter

Read over and discuss blue question pages Re-read chapter and fill out

Note: study Guide, *KEEP STUDY GUIDE TO BRING BACK TO SCHOOL.*

Science

Begin reading next chapter Continue reading "Enjoying the Plant World" Chapter

Read over and discuss question pages Read p. 90-97; Q, p. 97 (Do not write in book)

Note: Re-read beginning of chapter and review those Q. pages also.

Handwriting—Each lesson is 1 page; read the steps to follow for writing each letter found at the bottom of the 1st page. Model writing new letters in each lesson. Remind student to trace then write letters and words. Do a few lessons this week.

Pages 79 h p. 80 f p. 81 k p. 82 r ↓ Emphasize the short slant line at the top of letter r

(ONLY DO 1 LESSON PER DAY; TAKING THE TIME TO FOCUS ON NEATNESS)

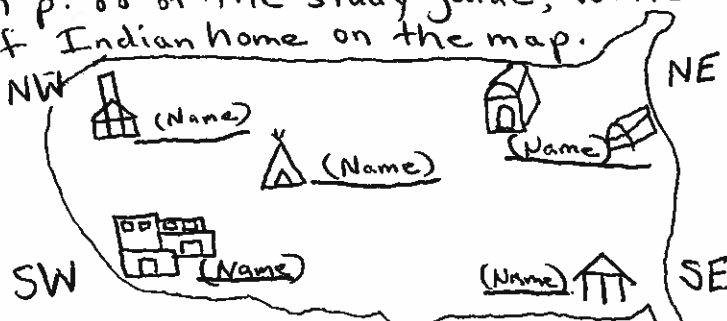
h, f, and k are tall letters (size); letter r is a short letter

Miscellaneous Health—Read attached lesson. on Physical fitness.

~~Weekly Readers are included in the packet for this week.~~ Additional worksheets may also be included.
Use these as needed at your discretion!

★ NOTE - SOCIAL STUDIES

On p. 88 of the study guide, write the names of each type of Indian home on the map.



"Good-bye, Curtis"

Name _____

Spelling Words and Scripture Verse

Test Date _____

1. mailbox
2. cupcake
3. bath tub
4. backyard
5. myself
6. classroom
7. bedroom
8. inside
9. cannot
10. birthday
11. everyone
12. playground

Bonus grandparents

Scripture Verse: Be kind
to each other and
forgiving; just as
God forgave you.
Ephesians 4:32

Please study the attached vocabulary words. They will be included in our reading tests. Strive to do your best!

Grade 2 Vocabulary
"Good-bye, Curtis"

1. **honor** show respect and love
2. **clerk** person who sells things in a store or post office
3. **route** regular way or direction a worker travels in order to deliver things
4. **addresses** writings on letters or packages telling where they are to be delivered
5. **grown** become adults
6. **pour** to hurry or rush in a crowd

Grade 2 Vocabulary
"Good-bye, Curtis"

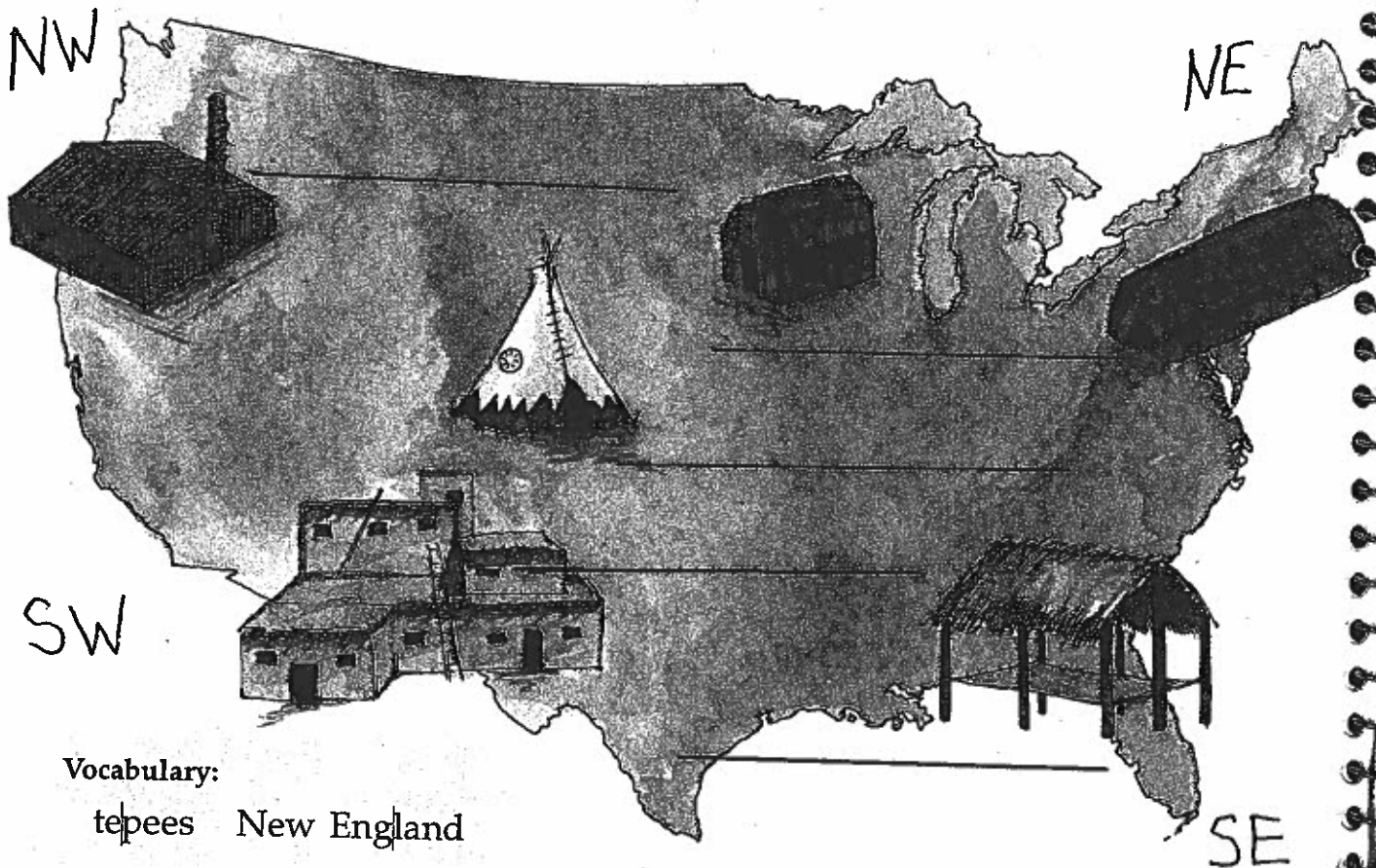
1. **honor** show respect and love
2. **clerk** person who sells things in a store or post office
3. **route** regular way or direction a worker travels in order to deliver things
4. **addresses** writings on letters or packages telling where they are to be delivered
5. **grown** become adults
6. **pour** to hurry or rush in a crowd

Where Are the Tepees?

You are probably asking yourself, "Where are the tepees?" The fact is, very few Native Americans lived in tepees.

Tepees were mostly used by the Plains Indians when they went on their hunting trips. The tepees were used like tents. They could be set up quickly at night and taken down in the morning.

It would be impossible to tell you what each Native American tribe was like because there were so many of them. Instead, let's learn more about the Indians of New England and the important part they had in the beginning of America.



Vocabulary:


tepees New England

Do You Remember?

1. How did the Indians of the Northeast get their food?
by farming and hunting
2. Which Indian homes were rounded wooden buildings covered with bark or mats? wigwams
3. What kind of houses did the Indians of the Southwest have? pueblos (clay houses)
4. What were special carvings made by the Indians of the Northwest called? totem poles
5. Did many Indians live in tepees? no
6. Who was the special Indian friend of the Pilgrims? Squanto

Maize

The Pilgrims had never seen corn before. They did not know how to plant it or eat it! The Indians called the corn "maize."



Squanto told the Pilgrims that when the oak tree leaves were as big as a mouse's ear, it was time to plant the corn. Do you know what season of the year that would be?

Patently, Squanto taught the Pilgrims to dig a small hole in the soil. How the Pilgrim boys' and girls' eyes must have popped as they watched Squanto drop a small fish into the hole with the seed! Today we call it **fertilizing** the soil. Squanto and his Indian friends were good farmers.

Do You Know?

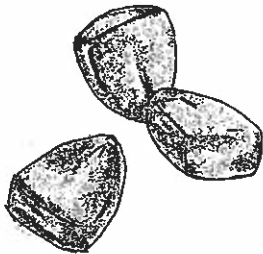
Circle True or False.

1. Most Indians lived in tepees. **True False**
2. Squanto chose to live with the Pilgrims. **True False**
3. Maize is a kind of fish. **True False**
4. The Pilgrims taught the Indians how to eat corn. **True False**
5. There were plenty of fish in the streams, but at first the Pilgrims had no way to catch them. **True False**
6. The Pilgrims paid for their trip on the *Mayflower* by sending furs and animal skins back to England. **True False**



Sometimes Squanto would drop a pumpkin seed or a bean or a squash seed into the hole. Pumpkins and squash were new to the Pilgrims, too.

After the corn grew, the Indians taught their white friends many ways to eat corn.




hominy

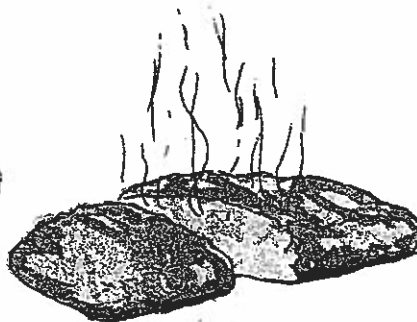


popcorn

These are the ways the Indians taught the Pilgrims to prepare corn.



roasting ears



corn bread



cornmeal

Something **Fun** to Do

Watch maize grow.

Fill a plastic foam or paper cup about $\frac{3}{4}$ full of potting soil.

Push 1 or 2 corn seeds down into the soil.

Keep the soil moist, but be careful not to overwater it.

Make sure the plant has plenty of light. Soon you will see your corn begin to grow.

COMPOUND WORDS

Spelling Words

1. mailbox
2. cupcake
3. bathtub
4. backyard
5. myself
6. classroom
7. bedroom
8. inside
9. cannot
10. birthday
11. everyone
12. playground
13. grandparents

Words for Places	Words for Things	All Other Words

A **compound word** is a word formed by joining two smaller words.

Physical Fitness

Lesson Focus
Exercise keeps your body healthy and fit.

Vocabulary
exercise
fit

Using your body in an active way is called **exercise**. Exercise makes you fit. When you are **fit**, your body is able to be active or play hard for a long time without getting tired.

How are these people staying fit?





Exercise keeps your body healthy. It helps make your heart and your other muscles strong. It helps your lungs work better, too.

Exercise is also good for your brain. Exercise helps your brain get more oxygen. This helps you think and learn new things.



Exercise makes you look good and feel good. It gives you energy to do things. Exercise can also make you feel better when you are upset. It helps you stop thinking about what made you upset. Exercise can help keep you healthy and happy.




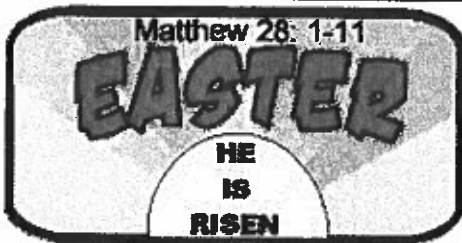


Best of all, exercise is fun. You can exercise at home or at school. You can exercise with your family and your friends. Playing games and sports is a good way to exercise and be active.



Review

- 1 Vocabulary What does being fit mean?
- 2 How is exercise good for your body?
- 3  Write about three ways you can exercise at home.



11 ← Matthew 27: 57-61 ←

10 ← Matthew 27: 45 ↑

THE ROAD TO EASTER
 WHAT HAPPENED
 DURING HOLY WEEK?

5 ↑ Matthew 26: 50-56 →

6 ↑ Matthew 26: 69-75 →

7 ↑ Matthew 27: 11-14 →

8 ↑ Matthew 27: 29 ↑

4 ↑ Matthew 26: 46-49

Starting with Palm Sunday, put the events in the order in which they happened.

3 ← Matthew 26: 36-46 ←

2 ← Matthew 26: 26-30 ←

1 ← Matthew 21: 12-17 ←

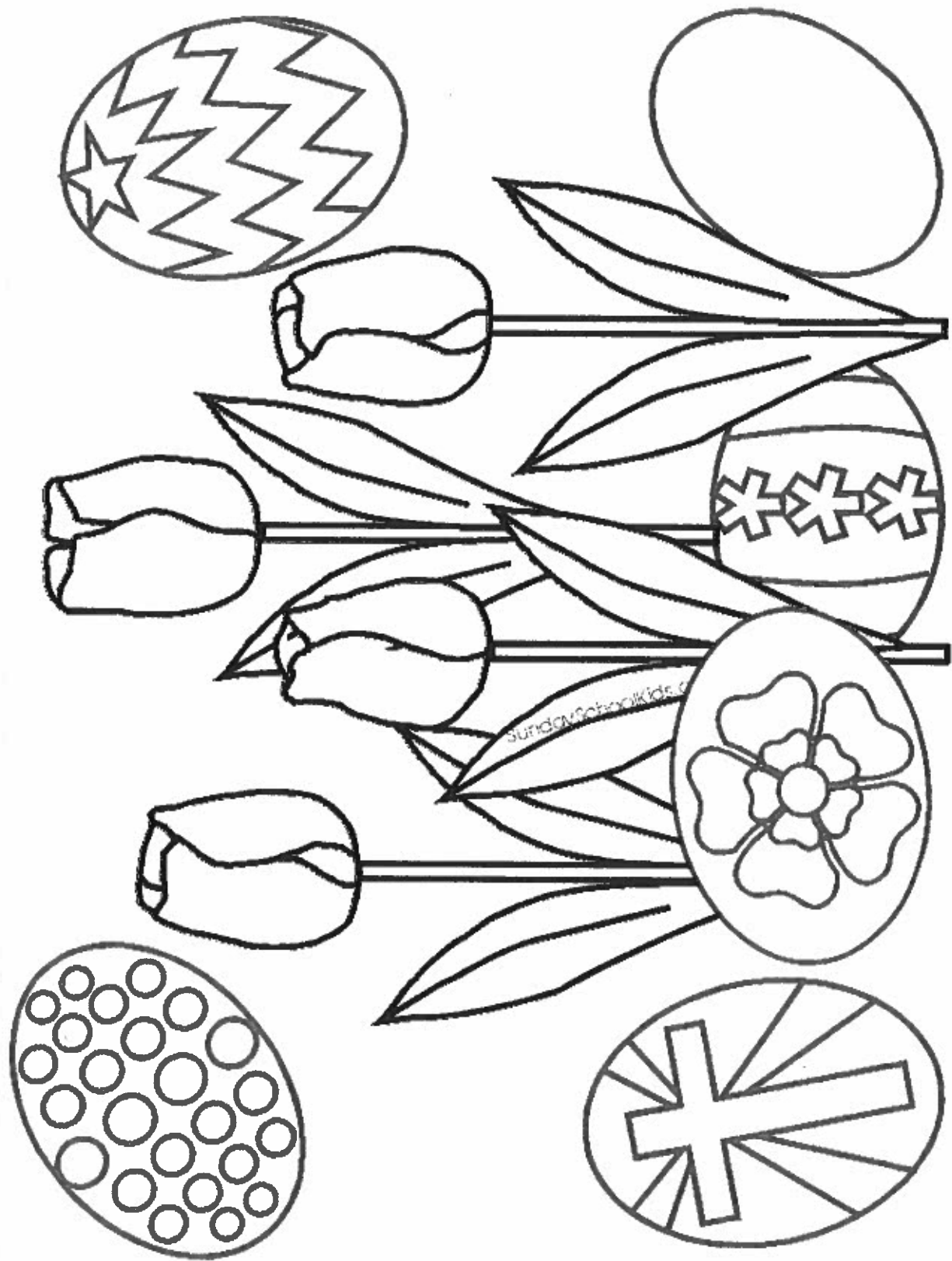
START
 PALM SUNDAY

 Matthew 28: 1-11

Jesus is put on the cross	Jesus Prays in Gethsemane	Jesus is wrapped in linen cloth	Jesus is questioned by Pilate	Cutting clue: cut the whole row first, then cut apart the squares
Jesus and the disciples eat together	Judas kisses Jesus	Jesus cleans up the temple	There is darkness at noon	
Jesus gets a crown of thorns 	Jesus is Arrested	Peter denies knowing Jesus 		

cut out these squares and glue them on the road in the correct order in which they happened


Use the Bible verses to get the right answer



MARCH



comes in like a lion




goes out like a lamb

Get more free printable activities for kids of all ages at www.printables4kids.com.

©2008 WWW.PRINTABLES4KIDS.COM

This puzzle is for personal use only and may not be sold or duplicated for sale.

Just For Fun
Work



Calendar

Math

Reading

Nature Walk

Hidden Pictures

Jelly Bean

Witness

Easter
Egg



Love,
Mrs.
Hamm

Hi Everyone! Here's something fun to do. Fill in the days of the month, then add the things below ☺

Snack Schedule

* Friday is snack day.

* If no school on Friday, bring snack on the last day of that week.

He is Risen



April



Sunday	Monday	Tuesday	Wednesday	Thursday	Friday	Saturday

- Birthdays of family and friends
- Palm Sunday
- Good Friday
- Easter Sunday

- Earth Day
- Pizza Hut Book - It Party/Field Trip
- Easter Break
- BACK TO SCHOOL AFTER EASTER BREAK



Read the compound word in each box. What two words make up the compound word? Write the two words on the lines below the word.

Sunday	Monday	Tuesday	Wednesday	Thursday	Friday	Saturday
	1 snowman	2 cowboy	3 bedroom	4 everything	5 homework	6 baseball
7 backyard	8 airplane	9 mailman	10 afternoon	11 blueberry	12 butterfly	13 classroom
14 daylight	15 rainbow	16 mailbox	17 doorbell	18 everyone	19 outside	20 newspaper
21 playground	22 cupcake	23 sidewalk	24 firefighter	25 upstairs	26 snowball	27 flashlight
28 football						

Context Clues


When you come to a word and you do not know the meaning, use **context clues** to help you figure it out. Context clues are the words around the word you do not know.

Use context clues to figure out the meaning of each underlined word below. Circle the correct meaning. Use a dictionary to help as needed.

- My style is to wear T-shirts and jeans, but my sister wears fancy dresses.
 - clothes
 - fashion
 - boots
- I avoid eating snacks before dinnertime.
 - stay away from
 - love
 - try to have
- Lucy's family permits her to walk home with a friend.
 - bans
 - drives
 - allows
- The journey from my house to Grandma's takes five hours.
 - trip
 - airplane
 - car
- My brother built a model airplane. Then, he painted it red and blue.
 - real
 - person who shows off clothes
 - small copy
- Everyone loves her friendliness and charm.
 - voice
 - nice manner
 - necklace
- Please notify the coach today if you would like to try out for the team.
 - tell
 - obey
 - play for

Number Sentences

Each part of an addition problem has a name. The numbers being added are called **addends**, and the answer is called the **sum**. They form a number sentence. The addends can be switched around, and the sum stays the same! This is called the **commutative property of addition**.

Example: $8 + 7 = 15$ $7 + 8 = 15$ So ... $8 + 7 = 7 + 8$


Fill in the missing addends and sums.

1. $6 + \square = 10$

2. $5 + \square = 13$

3. $7 + \square = 12$

4. $\square + 7 = 14$

5. $\square + 9 = 11$

6. $\square + 8 = 10$

7. $8 + \square = 12$

8. $4 + \square = 10$

9. $9 + \square = 15$

10. $\square + 5 = 10$

11. $\square + 8 = 9$

12. $\square + 7 = 13$

13. $7 + \square = 11$

14. $6 + \square = 12$

15. $9 + \square = 14$

16. $8 + 7 = \square + 8$

17. $\square + 5 = 5 + 9$

Comparing Numbers

Comparing numbers means deciding which number is greater and which number is smaller. The symbol $>$ means **greater than** and the symbol $<$ means **less than**. Use these steps to compare:

1. Are the number of digits the same? If not, the number with the most digits is larger.
2. If the number of digits is the same, begin with the digit on the left. Which number has a larger digit? That is the greater number.
3. If the digits are the same, move to the next place and find the larger number. If the numbers are the same, they are equal ($=$).

$$671 < 2,318$$

This number has more digits, so it is greater.

$$564 > 372$$

5 is greater.

$$671 > 619$$

Same, so go to the next digit. 7 is greater than 1.

Write $>$, $<$, or $=$ to compare the numbers.

1. $17 \bigcirc 98$

2. $298 \bigcirc 300$

3. $82 \bigcirc 18$

4. $761 \bigcirc 760$

5. $79 \bigcirc 23$

6. $395 \bigcirc 217$

7. $76 \bigcirc 76$

8. $514 \bigcirc 514$

9. $63 \bigcirc 50$

10. $330 \bigcirc 630$

11. $102 \bigcirc 102$


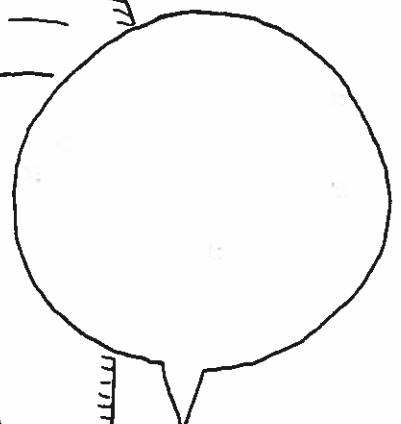

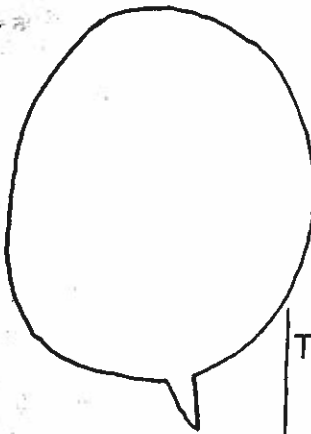
12. $129 \bigcirc 130$

Try this!

Read the poem. Fill in the missing words in the poem puzzle. Then print what you think the hen and duck are saying in the bubbles.


A Little Talk

The big brown hen and Mrs. Duck
Went walking out together;
They talked about all sorts of things—
The farmyard, and the weather.
But all I heard was:
"Cluck! Cluck! Cluck!"
And "Quack! Quack! Quack!"
from Mrs. Duck.



A _____ Talk

The _____ brown _____ and Mrs. Duck
Went walking out together;
They talked about all sorts of _____
The farmyard, and the weather.
But all I heard was:
"Cluck! _____! Cluck!"
And "Quack! Quack! _____!"
from Mrs. _____.



Name: _____

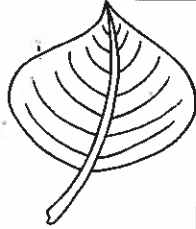


Nature **WALK**


Directions: Check off the items you find on your walk.




dirt




leaf



flower



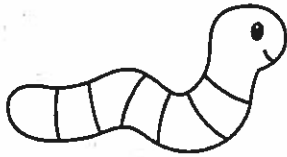
spider




butterfly




mushroom




worm




bird




ant



bee



squirrel



sprout



tree



cloud



grass



Sprucing Up for Spring

When the snow melts and the ground thaws, it's time to plant your garden. There are twenty objects hidden among the busy children. Can you find the ice-cream cone, mouse, crayon, clothespin, trumpet, toothbrush, glove, hammer, clock, paper clip, feather, comb, chicken, candle, teacup, sock, seal, frog, fish, and book?

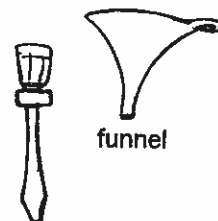
Hidden Pictures®



Illustrated by Rocky Fuller 05203

For more activities, visit us at Highlights.com.

© 2014 Highlights



funnel

screwdriver



glove



pencil



shoe



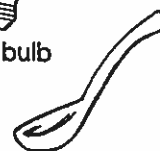
screw



baseball bat



light bulb



spoon



pennant



kite



sailboat



slice of pie



bananas



apple core



candle




pitcher



seashell

The **JELLY BEAN** Witness



COLORS OF CHRIST

Orange is for heaven so bright
Yellow is for God's perfect light.
Black is for the sins we've made.
Red is for the blood He gave.
White is for our cleansing from sin.
Green is for our new life in Him.
Pink is for His free gift to share.
Purple is for the crowns we'll wear!


The witness of the Jelly Beans is true.
Trust in Jesus because He loves you!

© 2009 Warner Press, Inc
All rights reserved Made in the USA
30580027062

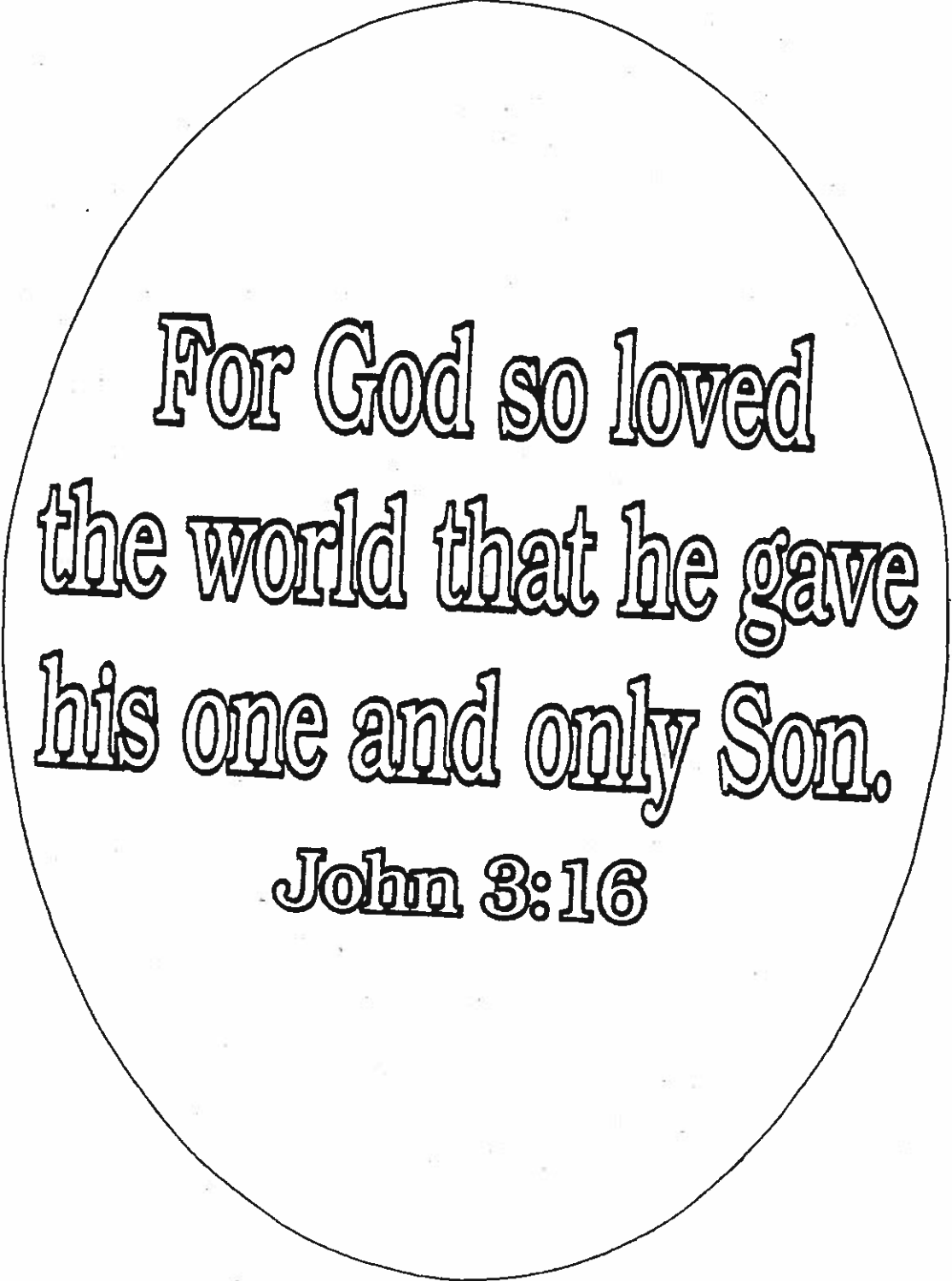
 Warner
Press Kids
educate • nurture • inspire
www.warnerpress.org

This Easter as you share jelly beans with your friends, share the *Colors of Christ* poem with them too. The good news that Jesus lived and died for us is just too great to keep all to ourselves!

Color by number using all of the jelly bean colors we have learned.



Orange = 1	Yellow = 2	Black = 3	Red = 4
White = 5	Green = 6	Pink = 7	Purple = 8



For God so loved
the world that he gave
his one and only Son.

John 3:16

Color the picture.

