

pdf # 2



Additional

(minimum plus total)
of a typical day

Kimberly Montgomery

What Is Easter?

Do you know what happened the first Easter Day? Finish this puzzle to find out why we celebrate Easter each year. Use the words in the *Word Box* to fill in the missing words from each sentence. Then find the code under each blank and write that word in the correct square of the crossword puzzle.



Jesus died on a _____.
(3 across)

Jesus died to save us from our _____.
(5 down)

After Jesus was dead, his friends put him in a _____.
(4 across)

A big _____ was rolled in front of the door.
(8 down)

In three days, Jesus _____ from the dead.
(7 down)

Someday Jesus will take us to _____ with him in heaven.
(1 across)

The day we remember that Jesus rose again is called _____.
(6 down)

Read and do the activities in this book to learn more about your risen _____.
(2 across)

Word Box

Cross
Easter
Live
Rose
Savior
Stone
Sins
Tomb

Fear and Joy


When the women saw the angel, they were surprised and frightened. "Don't be afraid," the angel told them. "You are looking for Jesus, but He is not here."



Fill in the blanks to discover the rest of the angel's message. Find the words on the petals of the flower that match each number. Write the words that match the numbers in each blank.

" 1 _____ 2 _____ 3 _____ 4 _____

5 _____ 6 _____ 7 _____ " Matthew 28:6a






Have No Fear

The angel told the women, "Do not be afraid, for I know that you are looking for Jesus, who was crucified. He is not here; He has risen, just as He said. Come and see the place where He lay" (Matthew 28:5-6).

Follow the code to uncover some of the angel's words. Look at each picture, and write the first letter of its name on the blank above. When you are finished, write the angel's words into the speech balloon.

Write the first letter of each picture.





(Pictures, in order: hat, egg, hat, apple, star, rose, igloo, star, egg, nose.)





Go and Tell


The women were so excited to hear that Jesus was alive. The angel told them to go and tell the good news to the disciples. Follow the maze to help the women find the disciples. What do you think they told them? What would you have told the disciples about Jesus?



Mary Sees an Angel

Mary Magdalene came to the tomb. As she looked inside, she saw two angels in white. What do you think the angels looked like? Draw two angels inside the tomb. Color the rest of the picture and add some Easter flowers.





An Empty Tomb

Two disciples of Jesus, Peter and John, ran to the tomb. Peter went into the tomb and saw the pieces of cloth that had been around Jesus. John came in after him and saw that the tomb was empty. The Bible tells us that John believed. (See John 20:8.)

Follow the code to find out what we can believe about Jesus.

A	D	E	F	G	H	I	H	M	N	O	R	S	T	Y
15	14	13	12	11	10	9	8	7	6	5	4	3	2	1

5 6 2 8 13 2 10 9 4 14 14 15 1 10 13

15 4 5 3 13 15 11 15 9 6 12 4 5 7 2 10 13

14 13 15 14



Jesus Speaks to Mary

Jesus is with you
today.

When Mary was at the tomb, she started to cry. She knew Jesus was gone and she did not understand why. "Why are you crying?" the angels asked. Mary answered, "Because they have taken away my Lord, and I do not know where they have put Him."

Someone came and stood behind Mary. Who do you think it was? Follow the dots to find out.



On the Way to Emmaus

That night two disciples were walking to the little town of Emmaus. They talked as they walked. As they were talking, a stranger came and began to walk with them. Follow the maze to help the men walk to Emmaus.



START



EMMAUS






Draw a picture of
your favorite
Bible story.

Why Jesus Came

The stranger walked with the two men. He asked them why they were sad. The men told the stranger all about their friend Jesus who had died on the cross. The stranger told the two men what God's Word said about the Savior who would have to die and rise again.



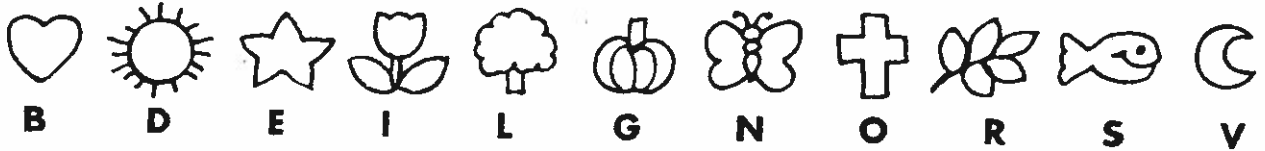
The story of Jesus' saving love is in the Bible for all of us to read and hear. Finish the dot-to-dot to draw the Bible. Connect the smaller black dots to trace over the Bible verse. Memorize the Bible verse and say it often. Tell it to a friend.




Thomas Believes

Thomas was not with the other disciples when Jesus came to see them. He did not believe Jesus was alive. One week later, Jesus came back to see the disciples. This time Thomas was with them.

Follow the code to find out what Thomas said to Jesus and what Jesus said to Thomas.






At the Sea

After Easter, the friends of Jesus went out in a boat to fish. They tried and tried, but they could not catch any fish. Jesus stood by the shore, but His friends did not know it was Him. He told them, "Throw your net on the other side of the boat." The men did this, and they caught so many fish that their nets started to break.


Draw lots of fish in the net. Use colors or markers to add sunshine and some clouds to the sky. Draw a campfire on the shore next to Jesus where they can cook the fish and enjoy breakfast together.



Jesus Forgives

After they caught the fish, Peter jumped into the water and hurried to Jesus. They cooked the fish, and Jesus ate breakfast with His friends. While they were eating, Jesus assured Peter that He forgave him for saying that he did not know Jesus. Jesus forgives us, too, when we do things we should not do.

Follow the maze to help Peter get from the boat to Jesus.


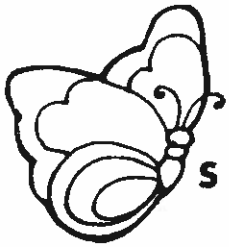


Easter Word Search

Find and circle each word in the Word Box. Be sure to look up and down, back and forth until you find each one. Cross out each word as you find it. What part of the Easter story do you remember when you see each word? How many other Easter words can you think of? Can you make your own word search?



Word Box					
Angel	Arisen	Disciples	Grave	Jesus	
John	Mary	Peter	Soldiers	Stone	Women



S	E	L	P	I	C	S	I	D
O	J	E	S	U	S	P	T	Q
L	X	G	R	A	V	E	H	N
D	Y	N	H	O	J	T	O	E
I	M	A	R	Y	X	E	M	M
E	Z	N	E	S	I	R	A	O
R	N	Y	E	N	O	T	S	W
S	A	M	O	H	T	P	W	V






Change of Plans



by David Webb
illustrated by Anne Kennedy






I am Pablo and this is my dad. I will tell you about the day that Dad and I just had. We had a change of plans!



We were walking to the pool when it started to rain. The rain came down very hard. We were caught in it without our raincoats.




“It’s OK, Son,” said Dad. “We are near home. Let’s run!” So we ran all the way home!



We were soaking wet and pretty cold, so we put on some dry clothes.

“We can’t go to the pool now,” I said. “What will we do?”




“We will have to change our plans,” said Dad. “Sometimes it’s fun to do something new.”



I wanted to play outside.
Then Dad said, "Let's do
something with rain."

"What will we do?"

I wondered.




“You can catch some raindrops,” said Dad. “We can find out how big they are.”

I wondered how we could catch raindrops.



“We will use one side of this box,” said Dad. “Let’s cut it up.”

We cut the box. Then I said, “How will this catch rain?”



“Take this part of the box outside, Son” Dad said. “Let rain drop on it. Make sure you don’t stay out too long. It should not get too wet.”




I caught some raindrops.

“Now what?” I asked.

“We will find the size of each drop,” said Dad.



“Look, Dad!” I said. “The raindrops are not the same size. Some drops are as small as a pinhole. Other drops are as big as a quarter!”



I was working hard.

“Now look outside,” said Dad.

“The sun is shining again!”

“That’s great!” I said.

“Changing plans is fun!”

Teacher/Family Member

Raindrops

Gather a box top and a centimeter ruler. Then go outside with your child on a rainy day and catch raindrops on the box top. When you go inside, have your child measure the raindrops. How big was the biggest raindrop? the smallest?



School-Home Connection

Ask your child to read *Change of Plans* to you. Together, make up sound effects for the raindrops and add them when rereading.

Word Count: 276

Vocabulary Words: son
caught
near
cold
sure
working

Phonic Elements: Long Vowel: /ā/ai, ay
rain day
raindrops way
raincoats play
stay

.....

Name _____




puppy



puppies

The **y** in **puppy** and the **ie** in **puppies** both stand for the sound /ē/. Write the word that completes each sentence.

field sunny bunny happy bunnies



1. Billy the _____ looked outside.

2. It was _____ out.

3. He got all the other _____.


4. Now they are in the _____.

5. They are _____ bunnies.

Name _____


Circle the name of each picture. Then write the word.

1




happen
happy
hopping

2




field
filled
felt

3




puppets
pumps
puppies

4




supper
sudden
sunny

5




snort
sneak
snowy

6




pens
ponds
pennies

7




chief
chain
chill

8



mutter
muddy
muddle





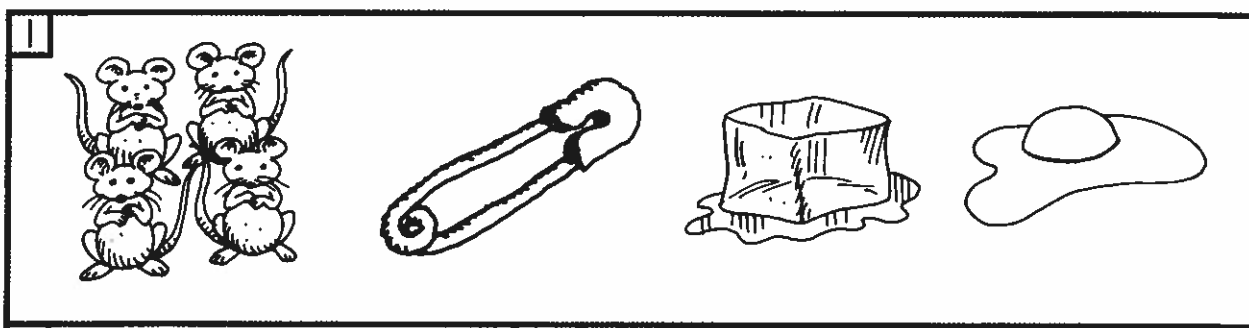
9



chilly
chicks
chuckle

Name _____



Say the names of the pictures in each row. Color the pictures whose names rhyme.



Horcourt

Name _____

► Cut out the cards and play a matching game. Match each word with the sentence it completes.


 working	 caught	son
sure	near	cold
Who is _____ and who is far?	Are you _____ hard in the garden?	Is this little boy Will's _____?
It was a surprise to be _____ in the rain with no umbrella.	Make _____ you have all your books.	Are you warm or _____?



Name _____

Vocabulary

Frog and Toad
All Year




Harcourt

Name _____

Retell and Summarize
Frog and Toad All Year

► **Frog hears that spring is just around the corner. Color the blocks that tell where Frog goes in the story.**


kissed his mother	walked down a path	
walked into a cave	walked in the meadow	
walked on big stones	walked along the river	walked in a field of corn
swam at the beach	went around his house	jumped in the lake

► **How do you know when it is spring?**



SCHOOL-HOME CONNECTION Discuss with your child how the phrase "spring is just around the corner" means spring is coming soon.

- Read the story to find out where the snail went. Draw his trail. Then circle all of the words that have the same vowel sound as may.



Snail's Rainy Day

Rainy days made Snail happy. He played on the steps, and then he came down. Snail played in the pail, but liked playing with paint the most. He played on the drain. He played under the mailbox. At the bay, Snail saw a ship with a sail. He got on and sailed away.



TRY THIS Use the words sail, train, and main to tell more about what the snail did after he got on the ship.



CHAPTER

9

Addition
and
Subtraction
Facts
to 20

Accessing Prior
Knowledge


This story will
help you review
• Addition facts

Play Ball!

A Read-Aloud Story

written by Sarah Curran
illustrated by Rusty Fletcher

A Math Storybook for




“Can we have some footballs?
We want to play a game.”

“I have some footballs you can share.
Some are here and some are there.”

How many footballs are there in all?

$2 + 3 = \underline{\quad}$ footballs




“Can we have some softballs?
We want to play a game.”

“I have some softballs you can share.
Some are here and some are there.”

How many softballs are there in all?

$$6 + 4 = \underline{\quad} \text{ softballs}$$




“Can we have some volleyballs?
We want to play a game.”

“I have some volleyballs you can share.
Some are here and some are there.”

How many volleyballs are there in all?

$5 + 7 = \underline{\quad}$ volleyballs



“Can we have some basketballs?
We want to play a game.”

“I have some basketballs you can share.
Some are here and some are there.”

How many basketballs are there in all?

$3 + 3 = \underline{\quad}$ basketballs



“Can we have some soccer balls?
We want to play a game.”

“I have some soccer balls you can share.
Some are here and some are there.”

How many soccer balls are there in all?

$5 + 3 = \underline{\quad}$ soccer balls



Go, go, go!

Let's play, let's play, let's play.

We'll kick and throw and bounce and catch.

Then we'll put the balls away!

How many balls are there in all?

_____ footballs + _____ softballs + _____ soccer balls = _____ balls in all

SCHOOLVILLE Family Letter N.S.A.

Vocabulary

addend Each of the numbers added in an addition problem.

difference The answer to a subtraction problem.

Dear Family,

During the next few weeks, our math class will be learning and practicing addition and subtraction facts to 20.

You can expect to see work that provides practice with addition and subtraction facts to 20.

As we learn about related facts and fact families, you may wish to use the following sample as a guide.

Related facts

$$7 + 5 = 12$$

$$12 - 5 = 7$$

Fact family

$$7 + 5 = 12$$

$$12 - 7 = 5$$

$$5 + 7 = 12$$

$$12 - 5 = 7$$

Knowing addition facts can help children learn the related subtraction facts.

Sincerely,

Your child's teacher

